



**CITY OF NOVI CITY COUNCIL  
JULY 25, 2022**

**SUBJECT:** Approval to purchase a 2023 Sutphen custom pumper PA-17 from Sutphen Corporation for the Novi Fire Department, through the Sourcewell competitive purchasing contract, in the amount of \$990,422.85, and to purchase chest compression equipment from Stryker Medical through a sole source in the amount of \$16,060.06, and amend the budget.

**Submitting department:** Public Safety- Fire Department

Department of Public Work- Fleet Division

<b>EXPENDITURE REQUIRED</b>	<b>\$ 990,422.85 Custom Pumper</b> <b>\$ 16,060.06 Chest Compression Equipment</b> <b>\$ 1,006,482.91</b>
<b>AMOUNT BUDGETED</b>	<b>\$ 934,500</b>
<b>APPROPRIATION REQUIRED</b>	<b>\$ 71,983</b>
<b>LINE ITEM NUMBER</b>	<b>400-337.00-979.005- FIR024 Engine (replace 313)</b>

**BACKGROUND INFORMATION:**

The new 2023 Sutphen pumper PA-17 will be replacing the #313 2007 Pierce Pumper Class A Engine with 108,758 miles. The new Fire engine comes with a foam proportioning system that is suitable for all types of Class A & B foams for quicker fire knock-down, extinguishment, and the availability of the mounted and portable hydraulic rescue tools. The Engine will be equipped with an enclosed 6-person cab, a 1,250 gallon per minute Class "A" single stage centrifugal type pump, a 1,000 gallon water tank, a full complement of ground ladders and all required equipment including hoses, nozzles & appliances, emergency warning devices, hand tools, power tools, EMS (BLC) equipment and all miscellaneous tools & equipment. This purchase was also pushed back a year due to COVID-19 reductions in fiscal year 2020-2021. The fire truck is also identical in specifications to the 2021-2022 fiscal year fire truck that was purchased. The \$71,982.91 is a 7.5 % increase required to cover costs for materials and equipment due to market demands since purchase of the previous truck which we only accounted for a 5% increase. The approximate delivery time is 27-29 months from the date of a Purchase Order.

**RECOMMENDED ACTION:** Approval to purchase a 2023 Sutphen custom pumper PA-17 from Sutphen Corporation for the Novi Fire Department, through the Sourcewell competitive purchasing contract, in the amount of \$990,422.85, and to purchase chest compression equipment from Stryker Medical through a sole source in the amount of \$16,060.06, and amend the budget.



## PROPOSAL

**TO THE:**

Captain Mark Theisen  
City of Novi Fire Department  
45175 Ten Mile Road  
Novi, Michigan 48375

**DATE:** July 11, 2022

We hereby propose and agree to furnish the following firefighting equipment upon your acceptance of this proposal:

**One (1) Sutphen Custom Heavy-Duty PA-17 Pumper complete and delivered for a total sum of..... \$ 990,422.85**

The unit shall be manufactured completely in accordance with the following proposal and delivered in approximately **27-29** months from the date of the contract signing or purchase order, subject to delays from all causes beyond our control.

This proposal shall be good until **August 10<sup>th</sup>, 2022**. If the contract or purchase order is not received within this proposed duration, we reserve the right to extend, withdraw, or modify our proposal, including pricing, delivery times, and prepayment discounts as applicable.

Respectfully submitted

*David R. Desrochers*

David R. Desrochers  
Apollo Fire Equipment Company  
Authorized Representative for Sutphen Corporation  
Cell Phone (248) 736-3371  
ddesrochers@apollofire.com

**SUTPHEN CORPORATION**

6450 Eiterman Road | Dublin, OH 43016 | 1-800-848-5860



**Sutphen**  
**Component Report**  
 Dealership: Apollo Fire  
 Equipment

**HS- CITY OF NOVI, MI**  
**Customized Pumper**

Order#: SQB014666\_1  
 Contact:  
 Position:  
 Phone:  
 Mobile:  
 Email:

Bill To	Ship To
Customer: CITY OF NOVI Contact: , Address: 45175 Ten Mile Road NOVI, MI 48375	Customer: Novi Fire Department Contact: , Address: 42975 Grand River Ave. Novi, MI 48375

Comments
Project Coordinator: Sales Person: Revision Level: Truck Type: Body Facility:

Quote Line Number 1

Line	Item #	Qty	Item Description/Comments
1		1	**ENG Facility = Dublin
2		1	**ENG Truck Series = Customized
3		1	**ENG Electrical System = Point-to- Point
4		1	**ENG Cooperative Purchasing =Sourcewell (NJPA)
5	10000215	1	STD WIRING SCHEMATIC
6		1	**CLAR Notes = MATCH HS- 7248
7	10310100	1	CHASSIS
<b>CHASSIS</b>			
8	10010006	1	CHASSIS, CUSTOM
9	51010105	1	WHEELBASE = 206.5
10	51010310	1	WHEELBASE GREATER THAN 200"
11	25010255	1	FRAME, 10" DOUBLE RAILS, DOMEX, SINGLE AXLE (110K PSI)

Line	Item #	Qty	Item Description/Comments
12	45010001	1	FRONT TOW EYES, BELOW BUMPER, PAINTED
13	46010000	1	REAR TOW EYES, PAINTED
14	40010250	1	STEERING - ROSS TAS-85
15	22010000	1	DRIVE LINE, SPICER, 1710 SERIES
16	23014130	1	ENGINE, CUMMINS L 9 450HP DOC-DPF-DEF-SCR OBD
17	23029100	1	ENGINE WARRANTY, 5 YEAR, 100,000 MILES FOR CUMMINS L9
18	23029120	1	ENGINE WARRANTY, 10 YEAR, 200,000 MILES FOR CUMMINS L9 MAJOR COMPONENTS COVERAGE (FCM)
19	23029300	1	AFTERTREATMENT WARRANTY, 5 YEAR, 100,000 MILES FOR CUMMINS L9
20	23030006	1	AIR INTAKE/EMBER SEPARATOR
21	23031173	1	FUEL FILTER/WATER SEPARATOR, PRIMARY, FLEETGUARD, FS1098
22	23031180	1	12VDC HEATER FOR FLEETGUARD FUEL/WATER SEPARATOR
23	23031210	1	FUEL FILTER, SECONDARY, FLEETGUARD, FF63009
24	47012430	1	TRANSMISSION, ALLISON GEN 5, EVS3000
25	23110005	1	JACOBS ENGINE BRAKE FOR CUMMINS L ENGINES
26	47024050	1	TRANSMISSION COOLER
27	47030000	1	ALLISON TOUCH PAD SHIFTER
28		1	**ENG Shifter Pad Gearing = 5 Gears open, 6th Gear locked.
29	21021200	1	COOLING SYSTEM
30	21030195	1	COOLANT FILTER
31	21030000	1	FAN CLUTCH
32	21030200	1	RADIATOR COOLANT RECOVERY, PRESSURIZED SYST
33	21030500	1	LONG LIFE ANTIFREEZE, 50/50 MIX
34	26010010	1	FUEL TANK, STAINLESS STEEL, 65 GAL

Line	Item #	Qty	Item Description/Comments
35	26030000	1	FUEL FILL
36	26030100	1	FUEL COOLER
37	24040000	1	DIESEL EXHAUST FLUID TANK
38		1	**ENG DEF Access = Hinged Door for DEF Access.
39	24030100	1	HEAT SHIELD OVER EXHAUST
40	24530200	1	EXHAUST ADAPTER FOR PLYMOVENT GRABBER SYSTEM
41	13010225	1	ALTERNATOR, LEECE NEVILLE 420 AMP BLP4003
42	13030100	1	LOW VOLTAGE ALARM, FLOYD BELL TXB-V86-515-QF
43	15010500	1	BATTERIES, INTERSTATE TYPE 31 MHD (4)
44	15031700	1	BATTERY JUMPER TERMINALS
45	15031510	1	BATTERY CHARGER, KUSSMAUL CHIEF 4012
46		1	**ENG Battery Charger Note: Chassis Division to provide/install battery charger & Auto Eject (if applicable)
47		1	**ENG Shoreline Inlet Location = Driver's side of Cab, standard location.
48		1	**ENG Shoreline Cover Color = Red.
49	15040100	3	120V OUTLET WIRED TO SHORELINE INLET - EA (3)
50		1	**ENG Nema Number = 5-20 House Plug Duplex.
51		1	**CLAR NOTES, MATCH HS- 7248 FOR OUTLET LOCATIONS
52	14022120	1	FRONT AXLE, HENDRICKSON STEERTEK NXT 20,000 LB.
53	41022120	1	FRONT SUSPENSION, HENDRICKSON 20,000 LBS. (4) 56" LEAFS
54	41040510	1	STEER ASSIST
55	43010305	1	FRONT TIRES, GOODYEAR 385/65R22.5 LRJ G296 22.5 x 12.25 WHEELS
56	14510530	1	REAR AXLE, MERITOR RS-26-185 27,000 LB.
57	14530100	1	TOP SPEED, 68 MPH

Line	Item #	Qty	Item Description/Comments
58	14540400	1	VOGEL LUBE SYSTEM SINGLE AXLE
59	14540550	1	FILL PUMP KIT FOR VOGEL LUBE SYSTEM
60	42010015	1	REAR SUSPENSION, FIREMAAX 27,000 LBS. AIR RIDE
61	44010320	1	REAR TIRES, GOODYEAR 12R22.5 LRH G622 MUD & SNOW 24,000 - 27,000 GVWR
62	42910300	1	TIRE PRESSURE MONITOR, QUICK PRESSURE
63	44210210	1	WHEELS, ALUM, ALCOA, DURABRITE (max 27K rear)
64	44270100	1	HUB COVERS, FRONT & REAR, POLISHED STS (Single Axle)
65	44270300	1	CHROME LUG NUT CAPS, FRONT & REAR (Single Axle)
66	44271100	1	MUD FLAPS, FRONT (PAIR)
67	44271200	1	MUD FLAPS, REAR (PAIR)
68	54010010	1	DATA, SAFETY & WARNING TAGS APPLICATION, ADHESIVE
69	16010285	1	BRAKES STEERTEK DISC PLUS EX225 FRONT, SCAM 8.625" REAR (SINGLE AXLE)
70	18010041	1	AIR BRAKE SYST 4 TANKS WABCO 1200 DRYER (24K, 27K)
71	18020000	1	CENTRAL LOCATION FOR AIR TANK DRAINS
72		1	**ENG Specify Central Location for Air Tank Drain Valves = UNDER L1, LABEL EACH DRAIN
73	18030140	1	AIR INLET CONNECTION
74		1	**ENG Standard Air Inlet Location = Left hand side of Driver's step well.
75	18035110	1	AIR COMPRESSOR, KUSSMAUL AUTO PUMP AC, 100PSI
76	18036105	1	TIMER, KUSSMAUL AUTO PUMP
77	18220500	1	NO ELEC STABILITY CONTROL SYS
78	18110000	1	WABCO 4 CHANNEL ANTI-LOCK BRAKES (24K, 27K)
79	53510000	1	COMPRESSION FITTINGS ON AIR SYSTEM (CHASSIS)
80	54010000	1	MISCELLANEOUS ITEMS ON CHASSIS
81	10310110	1	CAB


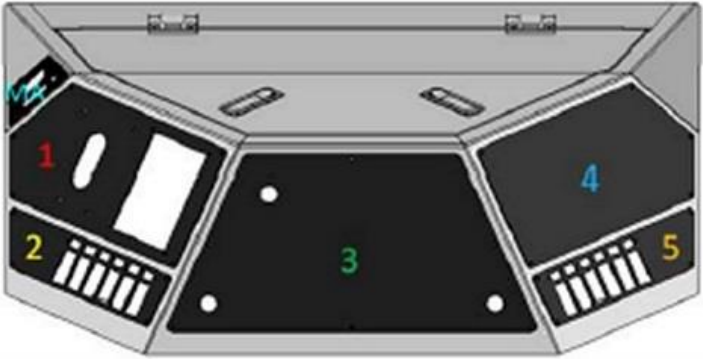
Line	Item #	Qty	Item Description/Comments
<b>CAB</b>			
82	11023250	1	CAB TSAL4E 73" 10" RR 1/2
83	11030025	1	CAB CERTIFICATION - STRUCTURAL INTEGRITY
84	11030950	1	CAB LOCKDOWN LATCHES
85	11031025	1	CAB TILT SYSTEM, AIR CONTROL VALVE
86		1	**ENG Cab Tilt Controls = Officer's side Pump Panel.
87	11031100	1	MANUAL BACK-UP TILT SYSTEM
88	11031350	1	CAB DOORS, FULL LENGTH (4)
89	11031385	1	CAB STEPS, LOWER GRIP STRUT, INTERMEDIATE DIAMONDPLATE
90	11031396	1	CAB STEP LIGHTING, FEDERAL SIGNAL COMPLEX LED STRIP LIGHTS
91	11031421	1	CAB DOOR WINDOWS, POWER (4)
92	11031401	1	CAB SIDE WINDOWS, FIXED, BOTH SIDES
93	11031460	1	NO WINDOWS, BACK WALL OF CAB
94	11031465	1	WINDOW TINTING (LIMO TINT 8%) - EACH (4)
95	30031675	1	DO NOT MOVE DISENGAGE BUTTON
96	52010010	1	ELECTRIC INTERMITTENT WIPERS
97	52030100	1	DEACTIVATE WINDSHIELD WIPERS WITH PARKING BRAKE ENGAGED
98		1	**ENG Override Switch to Re-Engage Wipers? = Yes.
99	52030200	1	WINDSHIELD WASHER RESERVOIR
100	38010020	1	MIRRORS LANG MEKRA 300 SERIES HEATED & REMOTE
101	11024400	1	UPPER GRILLE, LEVEL STYLE FACADE (L9)
102	11024500	1	FLAMING "S" LOGO, UPPER GRILLE, REFLECTIVE RED
103	11024615	1	LOWER GRILLE, POLISHED STAINLESS, LASER CUT LETTERING W/ BACKLIGHTING



Line	Item #	Qty	Item Description/Comments
104		1	**ENG Design for lower grille w/LED backlight = RED COLOR " NOVI". (Note: Text cannot be larger than air cut-outs.)
105	20010085	1	BUMPER, 24" POLISHED STAINLESS STEEL
106		1	**ENG Siren Speaker Perforations = No Speaker Perforations in Bumper.
107	20029802	1	BUMPER SIDES, DIAMONDPLATE, W/POCKET (18-24" EXTENSION)
108	20040210	1	STORAGE WELL, SHALLOW, FULL WIDTH (24" BUMPER)
109	20040300	1	1" LIP AROUND BUMPER TROUGH
110	20030120	1	STORAGE WELL COVER, TREADPLATE, 4" RAISE
111	20030500	1	NO CUT-OUT IN STORAGE WELL COVER
112	20050300	1	WINCH RECEIVER, FRONT
113	20050395	1	WIRING FOR WINCH RECEIVER (1)
114		1	**ENG Type of Plug for Winch Receiver = To be determined at precon.
115	12010500	1	AIR HORNS, DUAL, GROVER #2040 RECTANGULAR
116		1	**ENG Air Horns Location: Inboard, (1) each side.
117	12030010	1	AIR HORNS CUTOUTS IN BUMPER, BEHIND PERFORATIONS (L9 STYLE)
118	12030350	1	LANYARD CONTROL FOR AIR HORNS
119		1	**CLAR NOTES, MATCH HS-7248 FOR AIR HORNS
120	12510110	1	ELEC SIREN, WHELEN 295HFS2, REMOTE FLUSH MOUNT
121	12530205	1	ELEC SIREN WIRED TO STEERING WHEEL BUTTON
122	12620202	1	SIREN SPEAKER, 100W, WHELEN, SA314B, BLACK FINISH (PAIR)
123	12670110	1	SIREN SPEAKER(S) INSTALLED BEHIND CAB GRILLE
124	12710100	1	SIREN, FEDERAL Q2B, GRILLE MOUNT
125		1	**ENG Q2B Wiring = Wired to Emergency Master then shed with parking brake on.
126	12730205	1	MECH SIREN WIRED TO STEERING WHEEL BUTTON

Line	Item #	Qty	Item Description/Comments
127	12730305	1	FOOT SWITCH, DRIVER'S SIDE, FOR MECH SIREN
128	12730310	1	FOOT SWITCH, OFFICER'S SIDE, FOR MECH SIREN
129	12730350	1	MOMENTARY SWITCH ON DASH, OFFICER'S SIDE, FOR MECH SIREN
130	12730363	1	SIREN BRAKE SWITCH FOR MECH SIREN, DRIVER'S & OFFICER'S SIDE
131		1	**ENG Siren Brake Switch for Driver in Lower Console Position 2.
132		1	**ENG Siren Brake Switch for Officer in Lower Console Position 5.
133		1	**CLAR NOTES, MATCH HS-7248 ON LOCATIONS FOR SWITCHING
134	32520520	1	HEADLIGHTS, LED, FIRETECH FT-4X6, DUAL STS HOUSINGS
135		1	**ENG Headlight Interior Finish = Chrome.
136	32530500	1	ALTERNATING FLASHER FOR HEADLIGHT
137	48010300	1	FRONT TURN SIGNALS, WHELEN 400 SERIES LED (4)
138	32530754	1	ICC, LED BROW LIGHT INTEGRATED MARKERS
139	27022120	1	HANDRAILS, CAB EXTERIOR, KNURLED STAINLESS STEEL (4) SIDE
140	27030500	1	SCUFF PLATES, SIDE OF CAB, BEHIND HANDRAILS, MIRRORED STS (4)
141	27030625	1	COAT HOOKS ON LOWER GRAB HANDRAILS, DRIVER'S SIDE (2)
142	27030665	1	COAT HOOKS ON LOWER GRAB HANDRAILS, OFFICER'S SIDE (2)
143	27030710	1	HANDRAILS, FRONT OF CAB, KNURLED STAINLESS STEEL (PAIR)
144	27030725	1	SCUFF PLATES, FRONT OF CAB, BEHIND HANDRAILS, MIRRORED STS (PAIR)
145	27025000	1	HANDRAILS, CAB INTERIOR, BLACK RUBBER COATED (2) FRONT ENTRY
146	27030120	1	HANDRAILS, REAR CAB INTERIOR DOOR, BLACK RUBBERIZED (2) AND KNURLED STS AT WINDOW (2)
147	27088888	1	SPECIAL ITEM, COAT HOOKS ON UPPER PORTION OF THE CAB SIDE HANDRAILS
148	11032010	1	EXTERIOR COMPT, SIDE OF EXT CAB, 38" H, DS
149	11032450	1	COMPT DOOR LOCK - NOT PROVIDED

Line	Item #	Qty	Item Description/Comments
150	11032110	1	OPENING TO DRIVER'S SIDE CREW SEAT COMPT
151	11032060	1	EXTERIOR COMPT, SIDE OF EXT CAB, 38" H, OS
152	11032450	1	COMPT DOOR LOCK - NOT PROVIDED
153	11032120	1	OPENING TO OFFICER'S SIDE CREW SEAT COMPT
154	11032388	1	SPECIAL ITEM, WEBBING FOR TRANSVERSE OPENING BOTH SIDES OF EXT. CAB COMPARTMENTS
155	11033150	1	EXTERIOR STAINLESS SCUFF PLATES (4 DOORS)
156		1	**ENG Scuff Plate Finish = Polished/Mirrored.
157	11035422	1	DIAMONDPLATE CAB ROOF 56" x FULL WIDTH
158	11033202	1	3/16" SMOOTH ALUM BACK WALL & SIDE WALLS, INSIDE CAB
159		1	**ENG 3/16 in. Aluminum Interior Back Wall - FinishMatch Cab Interior.
160	31010287	1	INTERIOR, MULTISPEC GRAY SPECKLE PAINT W/GRAY-BLACK DURAWEAR
161	11032929	1	DOOR PANEL, FULL STS
162	11032958	1	REFLECTIVE MATL, INTERIOR CAB DOORS, CHEVRONS, REFLEXITE
163		1	**ENG Reflective Striping Color = #030 Red Transparent & #L2 Fluorescent Lime.
164		1	**ENG Reflective Striping Verbiage = CITY OF NOVI
165	31010291	1	CAB INTERIOR FLOOR COVERING, BLACK RUBBERIZED
166	22510100	1	ENGINE ENCLOSURE, FULL LENGTH
167	22510530	1	ENGINE ENCLOSURE COVERING, SCORPION BLACK URETHANE BLEND
168	11031670	1	TOOL MOUNTING PLATE, TOP OF ENGINE ENCLOSURE, NOT PROVIDED
169	11031680	1	CENTER CONSOLE W/MAP BOOK STORAGE, TOP OF ENGINE ENCLOSURE
170	22610055	1	ENGINE HOOD LIGHT, LED (2)
171	11031510	1	FLAT WORK SURFACE IN LIEU OF GLOVE BOX
172	11031702	1	UPPER CREW DOOR AREA, GLOVE BOX HOLDERS (FLAT BACK)

Line	Item #	Qty	Item Description/Comments
173	29810100	1	CHASSIS ELECTRICAL DESCRIPTION
174	30010130	1	INSTRUMENTATION, AMETEK W/ CENTER & OVERHEAD CONSOLES
			Upper Command Console:  <p>The diagram shows a top-down view of the Upper Command Console. It features a central display area with several indicators. From left to right, there are: a bar graph indicator, a red '2', a green '3', a green '4' with a small display above it, a yellow '5', an orange '6', and a purple '7'. The console has a dark grey, metallic appearance with some recessed areas.</p>
175		1	**ENG Overhead Console Position 3 -HVAC controls.
176		1	**ENG Overhead Console Position 4 -Chassis indicators. -Seat belt monitor. -Air horns lanyard control.
177	30010500	1	LOWER COMMAND CONSOLE, L9 & X12
			Lower Command Console (9L & 12L engines):  <p>The diagram shows a perspective view of the Lower Command Console. It is a large, dark grey console with several control elements. On the left side, there is a red '1' above a white rectangular area, and a yellow '2' above a row of white buttons. In the center, there is a green '3' above two white circular indicators. On the right side, there is a blue '4' above a white rectangular area, and a yellow '5' above a row of white buttons. The console has a metallic, industrial look.</p>
178	30010610	1	CAB PUMP SHIFTER, ELECTRIC W/ROUND KNOB (FOR HALE G-SERIES / WATEROUS C20 PUMP TRANSMISSION)
179	30011000	1	PUMP INTERLOCK, NOT CONNECTED WITH ODOMETER
180	30031615	1	DO NOT MOVE LIGHT, WHELEN ION-T LED
181		1	**ENG Details for Door Ajar Light = AMBER LED/CLEAR LENS/BLACK FLANGE
182		1	**ENG Door Ajar Light Location = Centered below upper command console.
183	30031650	1	DO NOT MOVE ALARM
184	29930200	1	MAPBOOK SLOT ON BREAKER PANEL

Line	Item #	Qty	Item Description/Comments
185	29910100	1	PROGRAMMABLE LOAD MANAGER, CLASS-1 SUPERNODE II
186	30031100	1	HIGH IDLE SWITCH
187	30031775	1	12V POWER POINTS, (2)
188	30031802	1	12V DUAL PORT USB POWER POINTS, (2)
189	11040000	1	CAB ACCESSORY FUSE PANEL
190	84541540	1	POWER & GROUND STUDS, UPPER COMMAND CONSOLE
191		1	**ENG Requirements (AMPS) for Power/Ground Studs in Upper Command Console: (1) 12-volt 60-amp, direct to the battery ignition off. (1) 12-volt 30-amp switched battery first position on ignition switch. (1) 12-volt 30-amp ignition power second position on ignition switch. (1) 12-volt 125-amp ground.
192	84541545	1	POWER & GROUND STUDS, LOWER COMMAND CONSOLE
193		1	**ENG Requirements (AMPS) for Power/Ground Studs in Lower Command Console: (1) 12-volt 60-amp, direct to the battery. (1) 12-volt 30-amp controlled by the ignition switch. (1) 12-volt 125-amp ground.
194	84541550	1	POWER & GROUND STUDS, UNDER OFFICER'S SEAT
195		1	**ENG Requirements (AMPS) for Power/Ground Studs Under Officers Seat: (1) 12-volt 40-amp controlled by the battery switch. (1) 12-volt 60-amp controlled by the ignition switch. (1) 12-volt 60-amp, direct to the battery. (1) 12-volt 100-amp ground.
196	30110000	1	VEHICLE DATA RECORDER, AKRON/WELDON
197	30088888	1	SPECIAL ITEM, ADD POWERWERX USB
198		1	**CLAR NOTES, MATCH HS-7248 USB PORTS
199	33510030	1	INTERIOR CAB LIGHTS, WHELEN 6" ROUND RED/CLEAR LED (2)
200	34010030	1	INTERIOR CREW LIGHTS, WHELEN 6" ROUND RED/CLEAR LED (2)
201	33530654	1	INTERIOR CAB DOOR WARNING LIGHTS, WHELEN ION T-SERIES LED, TLI* (QTY 4)
202	33530722	1	MAP LIGHT, SUNNEX, LED (1)
203	28010740	1	DEFROSTER, HEATER & A/C (TM-21)
204	28090003	1	HEAT TO FEET

Line	Item #	Qty	Item Description/Comments
205	28090100	1	A/C TO FACE
206	28030500	1	DEFROSTER DUCTWORK, ENTIRE WINDSHIELD
207	11031687	1	TOP HEAT/AC STORAGE, TOOL MOUNTING PLATE, 25" x 19.5"
208	28030000	1	METAL VENT COVERS FOR DEFROSTER/AC
209	28031000	1	FAN, 12 VOLT, DRIVER'S SIDE, MOUNTED INBOARD, NEXT TO DEFROSTER
210	28031100	1	FAN, 12 VOLT, OFFICER'S SIDE, MOUNTED INBOARD, NEXT TO DEFROSTER
211	38510104	1	DRIVER'S SEAT, BOSTROM SIERRA HIGH BACK AIR RIDE ABTS (DURAWEAR PLUS, LOW SEAM)
212	38320000	1	HELMET STORED IN COMPARTMENT
213	39010131	1	OFFICER'S SEAT, BOSTROM SIERRA, ABTS HIGH BACK (DURAWEAR PLUS, LOW SEAM)
214	39030010	1	OFFICER'S SEAT COMPT, OPEN FRONT
215	38320000	1	HELMET STORED IN COMPARTMENT
216	39521307	1	CREW SEAT 1, BOSTROM TANKER 550, ABTS SCBA (DURAWEAR PLUS, LOW SEAM)
217	38320000	1	HELMET STORED IN COMPARTMENT
218	39521308	1	CREW SEAT 2, BOSTROM TANKER 550, ABTS SCBA (DURAWEAR PLUS, LOW SEAM)
219	38320000	1	HELMET STORED IN COMPARTMENT
220	11031828	1	EMS CABINET, FORWARD FACING, DOUBLE ON CREW SEAT RISER (RAISED ROOF)
221	11032250	1	INTERIOR ACCESS, ROLL-UP DOOR, AMDOR
222	11032450	1	COMPT DOOR LOCK - NOT PROVIDED
223	11032313	1	ADJUSTABLE SHELVES, EMS COMPT (3)
224	39521635	1	CREW SEAT 5, BOSTROM TANKER 500, ABTS SCBA FLIP-UP (DURAWEAR PLUS, LOW SEAM)
225	38320000	1	HELMET STORED IN COMPARTMENT
226	39521636	1	CREW SEAT 6, BOSTROM TANKER 500, ABTS SCBA FLIP-UP (DURAWEAR PLUS, LOW SEAM)
227	38320000	1	HELMET STORED IN COMPARTMENT

Line	Item #	Qty	Item Description/Comments
228		1	**CLAR NOTES, SEATS POSTION 1 AND 2 INBOARD AS CLOSE AS POSSIBLE (WATERFORD) STYLE
229	39550200	1	SEAT COLOR, BLACK
230	39530710	6	BOSTROM ZIP CLEAN REMOVABLE COVERS, BOTTOM SEAT CUSHION, INCLUDES AN ADDITIONAL COVER (PER SEAT) (6)
231	39530720	6	BOSTROM ZIP CLEAN REMOVABLE COVERS, BACK REST (6)
232	39560115	1	ARTWORK PROOF, BOSTROM (EXISTING PROOF ON FILE)
233		1	**ENG Custom Seat Logos: Customer must supply artwork at pre-con.
234	39560510	6	CUSTOM SEAT LOGOS, BOSTROM (PER SEAT) (6)
235	39610000	4	SCBA BRACKETS, BOSTROM, SECURE ALL (4)
236	38410000	1	SEAT BELT WARNING SYSTEM, AKRON / WELDON
237	39710015	1	CREW SEAT COMPT, FRONT DROP-DOWN DOORS (73" CAB)
238		1	**CLAR NOTES, MATCH HS-7248 CLARAFICATIONS
239	11031745	1	OVERHEAD STORAGE, FRONT OF 10" RR W/DOORS
240	84541600	1	MOUNTING OF CUSTOMERS RADIO-SINGLE HEAD
241		1	**ENG Radio Make & Model = MATCH HS-7248
242	84541700	2	INSTALLATION OF CUSTOMERS 2-WAY RADIO ANTENNA (2)
243	84541500	1	WIRING OF CAB FOR FUTURE INSTALLATION OF HANDLIGHT CHARGERS OR RADIO CHARGERS
244		1	**ENG Define location of future components (where does the power need to terminate)? = TBD @ Pre-Con.
245		1	**ENG Power supply wired hot to battery or wired to ignition switch? = TBD @ Pre-Con.
246		1	**ENG What kind of amperage is needed (what specific components will be installed)? = TBD @ Pre-Con.
247	30080150	1	HD STEREO, JENSEN, AM/FM/WB/BT
248	84530256	1	WIRELESS INTERCOM, FIRECOM 5100D, SINGLE RADIO, 6 POSITION
249		1	**ENG Intercom Special Requirements (Radio Interface, Etc.) MATCH HS-7248

Line	Item #	Qty	Item Description/Comments
250	84561375	1	CAMERA SYSTEM, BRIGADE, BACKEYE 360 CAMERA SYSTEM (WIRED)
251		1	**ENG Camera Mounting: Cameras to be mounted on all four sides of apparatus.
252		1	**ENG Camera Monitor Mounting Location TBD @ Precon.
253	11088888	1	SPECIAL ITEM, EMS CABINET - ADD FOURTH SHELVE AND DIVIDER
254	10310200	1	PUMP & PLUMBING
<b>PUMP &amp; PLUMBING</b>			
255	60012550	1	QMAX-2000 GPM 6" SUCTION SINGLE STAGE PUMP
256	60025000	1	GEARBOX, HALE, G-SERIES, REAR MOUNTED
257	60026020	1	MECHANICAL PUMP SEAL, HALE
258	60031005	1	ALLOY ANODES, HALE (2)
259	60035123	1	PUMP TEST, THIRD PARTY TESTING
260	61510000	1	AUXILIARY COOLER (HEAT EXCHANGER)
261	62010002	1	STAINLESS STEEL PIPING
262	66020100	1	3" TANK TO PUMP W/CHECK VALVE
263	61720100	1	VALVE, AKRON HEAVY DUTY
264	61770120	1	ACTUATOR, VALVE, PUSH/PULL HANDLE, INNOVATIVE CONTROLS
265	73010201	1	TANK FILL 2"
266	61720100	1	VALVE, AKRON HEAVY DUTY
267	61770120	1	ACTUATOR, VALVE, PUSH/PULL HANDLE, INNOVATIVE CONTROLS
268	61010405	1	PRESSURE GOVERNOR, CLASS 1 TPGJ1939
269	61210410	1	INTAKE PRESSURE CONTROL, TFT A1831
270	63021100	1	6" MAIN SUCTION, LEFT SIDE
271	63030300	1	HALE MASTER INTAKE VALVE, MANUAL CONTROL



Line	Item #	Qty	Item Description/Comments
272	63034650	1	ADAPTER, 6" NST FE X 5" STORZ, 30 DEGREE W/CAP & CHAIN, TFT
273	65030000	1	2.5" LEFT SIDE INLET
274	61720100	1	VALVE, AKRON HEAVY DUTY
275	61770100	1	ACTUATOR, VALVE, SWING HANDLE
276	60036010	1	THREADS, NST
277	63025100	1	6" MAIN SUCTION, RIGHT SIDE
278	63030400	1	HALE MASTER INTAKE VALVE, ELEC
279	63060100	1	RELIEF VALVE FOR MIV
280	63034650	1	ADAPTER, 6" NST FE X 5" STORZ, 30 DEGREE W/CAP & CHAIN, TFT
281	64030000	1	2.5" RIGHT SIDE INLET
282	61720100	1	VALVE, AKRON HEAVY DUTY
283	61770100	1	ACTUATOR, VALVE, SWING HANDLE
284	60036010	1	THREADS, NST
285	70525125	1	2.5" DISCHARGE, LEFT - POSITION 1
286	61720100	1	VALVE, AKRON HEAVY DUTY
287	61770110	1	ACTUATOR, VALVE, PUSH/PULL W/RACK& SECTOR
288	77021015	1	GAUGE, DISCH, INNOVATIVE CONTROLS TC SERIES, 2.5"
289	61810150	1	DISCHARGE TERMINATION, 30 DEGREE ELBOW
290	60036010	1	THREADS, NST
291	70525125	1	2.5" DISCHARGE, LEFT - POSITION 2
292	61720100	1	VALVE, AKRON HEAVY DUTY
293	61770110	1	ACTUATOR, VALVE, PUSH/PULL W/RACK& SECTOR
294	77021015	1	GAUGE, DISCH, INNOVATIVE CONTROLS TC SERIES, 2.5"

Line	Item #	Qty	Item Description/Comments
295	61810150	1	DISCHARGE TERMINATION, 30 DEGREE ELBOW
296	60036010	1	THREADS, NST
297	71025140	1	4" DISCHARGE, RIGHT - POSITION 3
298	61720100	1	VALVE, AKRON HEAVY DUTY
299	61770425	1	ACTUATOR, VALVE, ELECTRIC, AKRON 9333
300	77021015	1	GAUGE, DISCH, INNOVATIVE CONTROLS TC SERIES, 2.5"
301	61810160	1	DISCHARGE TERMINATION, STRAIGHT
302	60036010	1	THREADS, NST
303	61840300	1	ADAPTER, 4" NST FE X 5" STORZ, 30-DEGREE W/CAP & CHAIN, TFT
304	71025125	1	2.5" DISCHARGE, RIGHT - POSITION 4
305	61720100	1	VALVE, AKRON HEAVY DUTY
306	61770120	1	ACTUATOR, VALVE, PUSH/PULL HANDLE, INNOVATIVE CONTROLS
307	77021015	1	GAUGE, DISCH, INNOVATIVE CONTROLS TC SERIES, 2.5"
308	61810150	1	DISCHARGE TERMINATION, 30 DEGREE ELBOW
309	60036010	1	THREADS, NST
310	72030800	1	DISCHARGE 2.5" FRONT/RIGHT OF MAIN HOSEBED
311	61720100	1	VALVE, AKRON HEAVY DUTY
312	61770120	1	ACTUATOR, VALVE, PUSH/PULL HANDLE, INNOVATIVE CONTROLS
313	77021015	1	GAUGE, DISCH, INNOVATIVE CONTROLS TC SERIES, 2.5"
314	61810160	1	DISCHARGE TERMINATION, STRAIGHT
315	60036010	1	THREADS, NST
316	72230000	1	DISCHARGE 1.5" FRONT BUMPER, 2" PLUMBING
317	61720100	1	VALVE, AKRON HEAVY DUTY

Line	Item #	Qty	Item Description/Comments
318	61770120	1	ACTUATOR, VALVE, PUSH/PULL HANDLE, INNOVATIVE CONTROLS
319	77021015	1	GAUGE, DISCH, INNOVATIVE CONTROLS TC SERIES, 2.5"
320	60036010	1	THREADS, NST
321		1	**ENG Front Bumper Swivel Location/Side = Officer's side.
322		1	**ENG Front Discharge Swivel Location/Trough = In Trough.
323	72530100	1	DECK GUN DISCHARGE 3"
324	61720100	1	VALVE, AKRON HEAVY DUTY
325	61770200	1	ACTUATOR, VALVE, AKRON HANDWHEEL
326	77021015	1	GAUGE, DISCH, INNOVATIVE CONTROLS TC SERIES, 2.5"
327	72570100	1	DECK GUN TERMINATION, THREADED
328	72555880	1	MONITOR, TFT MONSOON, MANUAL 1500 GPM W/M-R2000-NN NOZZLE
329	72570200	1	EXTEND-A-GUN, TASK FORCE TIPS XG18, MANUAL
330	72588888	1	SPECIAL ITEM, TRIDENT HANDWHEEL
331	72588888	1	SPECIAL ITEM, STACKED TIPS FOR DECK GUN
332		1	**CLAR NOTES, MATCH HS-7248 WITH TRIDENT HAND WHEEL AND STACK TIPS
333	72822400	1	TWO 1.5" SPEEDLAYS W/LIFTOUT TRAY & ONE 2.5" CROSSLAY (SM)
334		1	**ENG Crosslay Hose Load Requirement = MATCH HS-7248 FOR LAYOUTS AND TRAYS
335	61720100	3	VALVE, AKRON HEAVY DUTY (3)
336	61770120	3	ACTUATOR, VALVE, PUSH/PULL HANDLE, INNOVATIVE CONTROLS (3)
337	77021015	3	GAUGE, DISCH, INNOVATIVE CONTROLS TC SERIES, 2.5" (3)
338	60036010	3	THREADS, NST (3)
339	72910700	1	COVER, VINYL FOR SPEEDLAYS
340	72932201	1	COVER FASTENERS, BUNGIE CORDS WITH RED TAB

Line	Item #	Qty	Item Description/Comments
341		1	**ENG Specify details for side covers: Number of flaps, fasteners & and how they terminate (manufacturer's discretion or customer specified?) = TBD @ Pre-Con.
342	72855000	3	CROSSLAY HOSE ROLLERS (3)
343		1	**CLAR NOTES, MATCH HS-7248 ROLLER
344	84010100	1	BOOSTER REEL W/200' OF 1" HOSE & NOZZLE, MTD IN REAR COMPT
345	84030000	1	AIR BLOW OUT VALVE FOR BOOSTER REEL
346	61720100	1	VALVE, AKRON HEAVY DUTY
347	61770120	1	ACTUATOR, VALVE, PUSH/PULL HANDLE, INNOVATIVE CONTROLS
348	60036010	1	THREADS, NST
349		1	**ENG Booster Reel Nozzle = Akron1702
350	80488888	1	SPECIAL ITEM, MATCH HS-7248 LAYOUT IN A1
351		1	**CLAR NOTES, ADD ROLLER LAYOUT, MATCH HS- 7248
352		1	**CLAR NOTES, MATCH HS- 7248
353	61742000	1	MASTER PUMP DRAIN, MULTIPOINT
354	61730005	12	DRAIN VALVES, INNOVATIVE CONTROLS, LIFT-UP (12)
355	10310210	1	FOAM SYSTEM
<b>FOAM SYSTEM</b>			
356	73570620	1	FOAM SYSTEM, HALE SMARTFOAM 2.1A
357		1	**ENG Class of Foam = Class A Foam
358		1	**ENG Foam Controller Location = Horizontal.
359	73531350	1	FOAM TANK 20 GALLON BUILT INTO BOOSTER TANK
360	73576705	1	SELECTOR VALVE, HALE MST, MANUAL SINGLE (W/FLUSH)
361		1	**ENG Foam Plumbed to Front Bumper Discharge True
362		1	**ENG Foam Plumbed to 2nd Crosslay/Speedlay True

Line	Item #	Qty	Item Description/Comments
363		1	**ENG Foam Plumbed to 3rd Crosslay/Speedlay True
364		1	**ENG Foam Plumbed to Booster Reel True
365	73580004	1	FOAM PLUMBED TO FOUR DISCHARGES
366	10310220	1	PUMP PANEL
<b>PUMP PANEL</b>			
367	74910130	1	PA SM3 - SIDE MOUNT PUMP PANEL
368	74930510	1	PANEL FINISH, BRUSHED STS
369		1	**ENG Pump Panel Label Verbiage Standard = Yes.
370	74931000	1	ESCUTCHEON PLATES
371	74931050	1	COLOR CODING
372		1	**ENG Color Coding Standard = Yes.
373	74931200	1	PUMP MODULE FRAMEWORK, PAINTED BY SUTPHEN
374		1	**ENG Painted Framework = Match Truck Color.
375	74931310	1	PUMP FINISH, PAINTED BY PUMP MFG
376	74931520	1	PLUMBING FINISH, NON- PAINTED
377		1	**ENG Non-Painted Plumbing = Stainless steel welds shall be treated/coated.
378	74931640	1	EXTERIOR DUNNAGE AREA PANEL, SMOOTH METAL PAINTED
379	75088888	1	SPECIAL ITEM, MATCH HS- 7248
380		1	**CLAR NOTES, MATCH HEIGHT AND PUMP PANEL ROLL DOORS AS HS-7248, STRETCH MODULE TO 60", STRETCH MODULE HEIGHT TO MATCH BODY, ENCLOSE MODULE AND ADD AMDOR ROLL UP DOORS, ADD BUNGEE PULL DOWN CORDS FOR PUMP MODULE DOORS, ADD AMDOR ROLL UP DRIP PAN WITH DRAIN (2)
381	75040215	1	TROUGH IN RUNNING BOARD, BOTH SIDES
382	75528888	1	SPECIAL Pump Panel Lighting MATCH HS- 7248
383	75528888	1	SPECIAL Pump Panel Lighting Officer MATCH HS- 7248


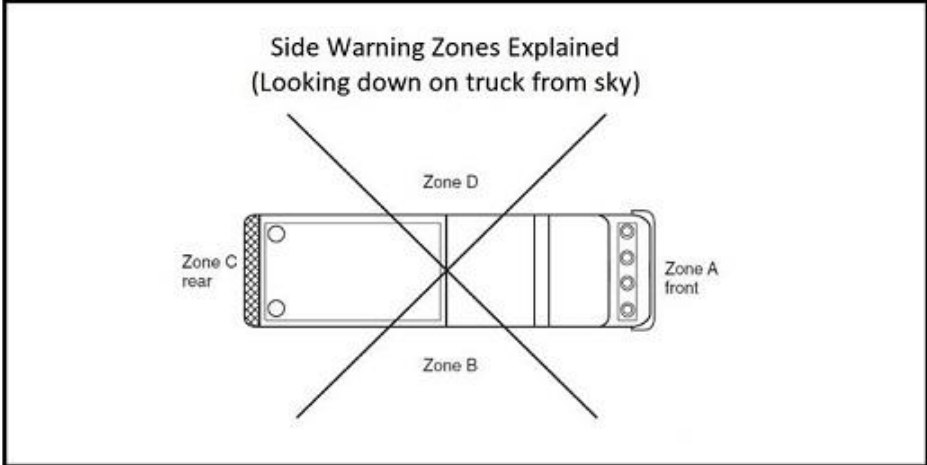
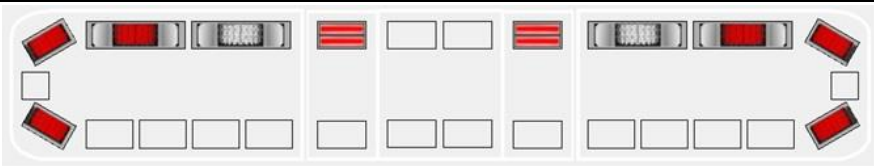
Line	Item #	Qty	Item Description/Comments
384	76010105	1	PUMP PANEL GAUGES & CONTROLS
385	60028050	1	PUMP PRIMER, TRIDENT, AIR
386	60028310	1	(1) PRIMER BUTTON - MAIN SUCTION
387	76025100	1	COMPRESSION FITTINGS ON AIR SYSTEM (CTZ PUMP MODULE)
388	76030750	1	PUMP OVERHEAT INDICATOR W/ ALARM, MALLORY PF-20A35EWQ
389	76030410	1	INNOVATIVE CONTROLS GAUGE HEATER BOX WITH FOUR TAPES
390	76030411	8	ADDITIONAL IC HEAT TAPES (8)
391	76031800	1	PUMP COMPARTMENT HEATER WITH 12V FAN (PPR)
392	76031900	1	AIR HORN PUSH BUTTON SWITCH ON PUMP PANEL
393		1	**ENG Air Horn Push Button Location = MATCH HS-7248
394	76510065	1	GAUGES, MASTER, INNOVATIVE CONTROLS TC SERIES, 4"
395	77510060	1	GAUGE, WATER LEVEL, FIRE RESEARCH, TANKVISION PRO400
396	77532113	1	GAUGE, WATER LEVEL, WHELEN PSTANK2 LED (3)
397	77532295	1	FRC REMOTE LIGHT DRIVER
398	77540160	1	GAUGE, FOAM LEVEL, FIRE RESEARCH TANKVISION PRO400
399		1	**ENG Class of Foam for Foam Gauge = Class A.
400	10310230	1	WATER TANK
<b>WATER TANK</b>			
401	83525200	1	WATER TANK BRAND, UPF
402	83510105	1	WATER TANK, 750 GAL, POLY
403	10310300	1	BODY
<b>BODY</b>			
404	80029900	1	BODY SUBFRAME, PUMPER/TANKER
405	80110530	1	BODY PA-17 [S6] 43/53 CHUTE & DBL HATCH

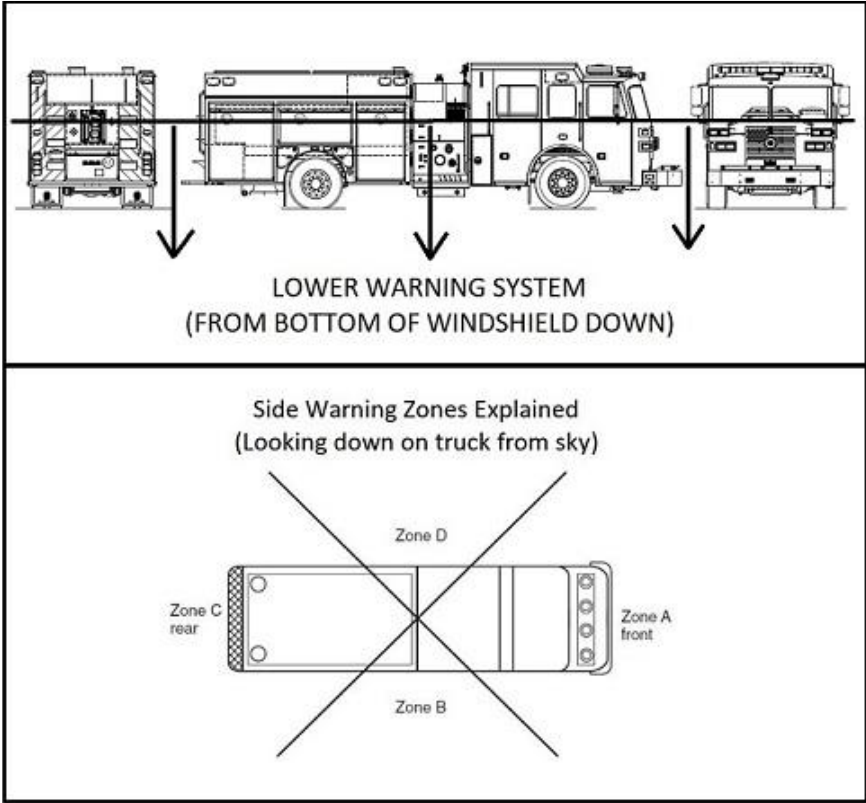
Line	Item #	Qty	Item Description/Comments
406	10310302	1	BODY COMPARTMENTS
<b>BODY COMPARTMENTS</b>			
			<p style="text-align: center;"><b>Standard Verbiage for locations of Outlets and other components in Body compartments</b></p> <p style="text-align: center;"><b>Legend</b></p> <p><b>Inboard</b>— Toward center of truck / frame rails</p> <p><b>Outboard</b>— Toward compartment doors</p> <p><b>Left/Right wall</b>— Looking at compartment, wall which is to your left or right</p>
407	80388888	1	SPECIAL ITEM, MATCH HS-7248
408		1	**CLAR NOTES, MATCH HS-7248 A1 HEIGHT
409	81165705	1	UNISTRUT TRACK IN COMPTS
410	80220120	1	COMPT DOORS, HINGED, ALUM, PAINTED
411	80230600	1	DOOR SILL PROTECTION, BODY COMPTS, PROTEC, CLEAR FILM
412	80225200	1	REAR COMPT DOOR (A1) HINGED, ALUM, PAINTED
413	80230660	1	DOOR SILL PROTECTION, REAR COMPT, PROTEC, CLEAR FILM
414	80230300	1	COMPT INTERIOR FINISH, SMOOTH
415	80230400	1	HINGED COMPT DOORS INTERIOR FINISH, SMOOTH
416	80230450	1	HINGED REAR COMPT DOOR INTERIOR FINISH, SMOOTH
417	84531110	1	COMPT LIGHTING, AMDOR LED LIGHT STRIPS, 2 PER COMPT
418	10310305	1	BODY EXTERIOR
<b>BODY EXTERIOR</b>			

Line	Item #	Qty	Item Description/Comments
419	81310000	1	HOSEBED, ALUM FLOORING
420	81330120	1	LOWER HOSEBED 8 INCHES, CENTER ONLY
421	81410200	1	COVER, ALUMINUM 2 PC, MAIN HOSE BED
422	81331160	1	ALUM HOSEBED COVER SUPPORT, FIXED REAR
423	81431200	1	REAR HOSEBED COVER, VINYL
424		1	**ENG Hosebed Cover Color = Black.
425	81440288	1	SPECIAL Hosebed Cover Fastener MATCH HS-7248
426		1	**CLAR NOTES, LOWERING HOSEBED DOORS, WEIGHTED VINYL REAR HOSEBED COVER, VELCRO STRAPS WITH FOOTMAN LOOPS AND A SPECIAL FIXED HOSEBED DIVIDER
427		1	**ENG Specify number of rear flaps, fasteners & and how they terminate (manufacturer's discretion or customer specified?) = TBD @ Pre-Con.
428	81330300	1	HOSE BED DIVIDER, ADJ (1)
429	81332020	1	HOSEBED LIGHTING, FRONT, FEDERAL SIGNAL COMPLEX LED LIGHT STRIP
430	81332120	1	HOSEBED LIGHTING, SIDES, FEDERAL SIGNAL COMPLEX LED LIGHT STRIPS
431		1	**CLAR NOTES, MATCH HS-7248 WITH FIX DIVIDER
432	81910100	1	HANDRAILS, KNURLED STS
433	82072800	1	CHROME GRAB HANDLE (1)
434		1	**ENG State Grab Handle Locations = TBD AT FINAL INSPECTION, MATCH HS-7248
435	82210500	1	DELETE FRONT BODY STEPS
436	82310000	1	STEPS, REAR BODY (14x11 & 14x8)
437	82032000	1	FULL WIDTH TREADPLATE REAR STEP BELOW HOSEBED ABOVE REAR COMPT
438	82030580	2	ADDT'L STEPS, IC FOLD DOWN W/LIGHT - EACH (2)
439		1	**ENG Additional Folding Steps Locations = MATCH HS-7248
440	82510000	1	RUB RAILS, ANODIZED ALUM
441	83010050	1	ALUMINUM TREADPLATE (ALUM PPR, PRG1, C-SER, TANKER)




Line	Item #	Qty	Item Description/Comments
442	83030315	1	REAR STEP/TAILOBOARD CORNERS, 45 DEGREE
443	80231200	1	4 SCBA CYLINDER COMPTS (2 LEFT, 2 RIGHT)
444	80290310	4	DOOR FINISH, BRUSHED STAINLESS, SINGLE/DOUBLE SCBA COMPT (4)
445	88520300	1	DELETE 6" SUCTION HOSE
446	88540550	1	DELETE STD SUCTION HOSE MTG
447	88550300	1	STRAINER NOT PROVIDED
448	83030710	1	REAR FENDERS, ALUMINUM SMOOTH PAINTED
449	89011500	1	ALCO-LITE PEL-24 24'2 SEC & PRL-14 14' ROOF & 10' FOLDING
450	89590003	1	GROUND LADDER STORAGE COMPARTMENT
451	89520220	1	LADDER ENCLOSURE, SMOOTH ALUM DOOR
452	10310310	1	ELECTRICAL
<b>ELECTRICAL</b>			
453	80232100	1	2" RECEIVER, SIDES
454	80232110	1	2" RECEIVER, REAR
455	80232175	3	WIRING FOR WINCH RECEIVER (3)
456		1	**ENG Type of Plug for Body Winch Receiver = To be determined at precon.
457	84550110	1	LICENSE PLATE BRACKET W/ LIGHT, LED
458	84511100	1	BODY ELECTRICAL DESCRIPTION
459	84520000	1	BACK UP ALARM, ECCO SA917
460	85010420	1	TAILLIGHTS, WHELEN M6 SERIES, LED STOP/TAILO/TURN/REVERSE, QUAD HOUSING (PAIR)
461		1	**ENG Tail Light Housing Color = Chrome.
462	85110100	1	ICC LIGHTS, LED
463	85510200	1	STEP LIGHTS, LED, REAR BODY & WHELEN 2G AT PUMP PANEL
464	85710040	1	UNDERCARRIAGE GROUND LIGHTS, WHELEN 2G LED

Line	Item #	Qty	Item Description/Comments
465	86528999	1	DELETE REAR WORK LIGHTS
466	86600000	1	OPTICAL WARNING SYSTEM, UPPER (PUMPER)
			<p style="text-align: center;">UPPER WARNING SYSTEM (FROM BOTTOM OF WINDSHIELD UP)</p>  <p style="text-align: center;">Side Warning Zones Explained (Looking down on truck from sky)</p> 
467	86610200	1	UPPER WARNING LIGHTS, ZONE A (FRONT), WHELEN FREEDOM IV 72" ROTA-BEAM LED LIGHT BAR, F4R, 10 MODULES
			
468	86920100	1	UPPER ZONE A LIGHTBAR, STANDARD CONFIGURATION
469		1	**ENG Zone A, Upper Lightbar Standard Configuration = Single light bar: (4) corner red LED rotators, (2) forward-facing red LED rotators, (2) forward-facing white LED rotators, and (2) forward-facing red LED modules. All clear outer lenses. Installed on the cab roof as far forward as possible with two (2) MK8H 5in. cast aluminum risers.
470	86910110	1	OPTICOM, INSTALLED IN LIGHT BAR, GTT 795H LED (FOR WHELEN LIGHTBAR)
471	86699998	1	UPPER WARNING LIGHTS, ZONE B (OFFICER'S SIDE), COVERED BY ZONES A & C (Surface Mount)

Line	Item #	Qty	Item Description/Comments
472	86710315	1	UPPER WARNING LIGHTS, ZONE C (REAR), WHELEN LED, M9V2* & M9* SERIES SURFACE MOUNT, M9V2* (QTY 2) & M9* (QTY 2)
473		1	**ENG The M9 warning lights mounted on the upper rear sides of the apparatus; the M9V2 warning lights mounted on the upper rear of the apparatus.
474	86899998	1	UPPER WARNING LIGHTS, ZONE D (DRIVER'S SIDE), COVERED BY ZONES A & C (Surface Mount)
475	87100000	1	OPTICAL WARNING SYSTEM, LOWER (PUMPER)
			 <p style="text-align: center;">LOWER WARNING SYSTEM (FROM BOTTOM OF WINDSHIELD DOWN)</p> <p style="text-align: center;">Side Warning Zones Explained (Looking down on truck from sky)</p> <p style="text-align: center;">Zone D Zone C rear Zone B Zone A front</p>
476	87110310	1	LOWER WARNING LIGHTS, ZONE A (FRONT), WHELEN 600 ROTA-BEAM LED, 6RB* (QTY 4)
477	87811130	1	LOWER, ZONE A - MOUNTING LOCATION (DUAL HOUSINGS)
478		1	**ENG Zone A, Lower - Front, Mounting Location = (2) Warnings in top headlight housing, each side.
479	87210300	1	LOWER WARNING LIGHTS, ZONE B (OFFICER'S SIDE), WHELEN 600 ROTA-BEAM LED, 6RB* (QTY 2), ION T-SERIES LED, TLI* (QTY 1)
480	87812110	1	LOWER, ZONE B - MOUNTING LOCATION (PUMPERS, TANKERS, RESCUES)
481		1	**ENG Zone B, Lower - Officer's Side, Mounting Location = -(1) Warning Light near the front corner of the Apparatus. -(1) Warning Light near the rear Axle. -(1) Warning Light near the rear corner of the Apparatus. -Reference Shop Order Drawing for lights and placement.

Line	Item #	Qty	Item Description/Comments
482	87310200	1	LOWER WARNING LIGHTS, ZONE C (REAR), WHELEN M6 LED, M6* (QTY 2)
483	87410300	1	LOWER WARNING LIGHTS, ZONE D (DRIVER'S SIDE), WHELEN 600 ROTA-BEAM LED, 6RB* (QTY 2), ION T-SERIES TLI* (QTY 1)
484	87814110	1	LOWER, ZONE D - MOUNTING LOCATION (PUMPERS, TANKERS, RESCUES)
485		1	**ENG Zone D, Lower - Driver's Side, Mounting Location = -(1) Warning Light near the front corner of the Apparatus. -(1) Warning Light near the rear Axle. -(1) Warning Light near the rear corner of the Apparatus. -Reference Shop Order Drawing for lights and placement.
486	87037238	1	ADDITIONAL LIGHTBARS, WHELEN MINI FREEDOM IV 21" LED LIGHT BARS, F4NMINI (PAIR)
487		1	**ENG Light Bar Mounting Location = MATCH HS-7248 ROTO BEAM
488	87537734	4	ADDITIONAL WARNING LIGHTS, WHELEN M6 LED, M6* (PAIR) (4)
489	87537744	1	ADDITIONAL WARNING LIGHTS, WHELEN M9 SERIES LED, M9* (PAIR) (1)
490	87040000	1	TRAFFIC ADVISOR, WHELEN LED, TAL65 36"
491	87588888	1	SPECIAL ITEM, WHELEN TRACER LIGHTS
492		1	**CLAR NOTES, MATCH HS-7248 LIGHTING
493	87588888	1	SPECIAL ITEM, WHELEN ARGES2 LIGHTS (2)
494		1	**CLAR NOTES, MATCH HS-7248 ARGES2 LIGHTS ON CAB ROOF
495	87588888	1	SPECIAL ITEM, ROTO BEAM MINI LIGHT BARS
496	88391210	6	SCENE LIGHT, WHELEN PIONEER PFH2, 12V LED, RECESSED (6)
497	88393000	1	SCENE LIGHTS, FIRETECH 30K LUMENS, 12V LED, 72" 3-PIECE BROW, FT-B-72-ML-3PKIT-* (1)
498		1	**ENG ICC Cab Marker Lights Integrated in Brow Light = Yes
499	88399940	9	ADDITIONAL SWITCH, 3-WAY FOR 12V LIGHTS (EA) (9)
500	10310320	1	GENERATOR & ACCESSORIES
<b>GENERATOR &amp; ACCESSORIES</b>			

Line	Item #	Qty	Item Description/Comments
			<p style="text-align: center;"><b>Standard Verbiage for locations of Outlets and other components in Body compartments</b></p> <div style="display: flex; justify-content: space-around;"> <div style="border: 1px solid black; padding: 5px;"> <p style="text-align: center;">INBOARD      OUTBOARD</p> <p style="text-align: center;">TOP VIEW</p> <p style="text-align: center;">INBOARD      OUTBOARD</p> </div> <div style="border: 1px solid black; padding: 5px;"> <p style="text-align: center;"><b>Legend</b></p> <p><b>Inboard</b>— Toward center of truck / frame rails</p> <p><b>Outboard</b>— Toward compartment doors</p> <p><b>Left/Right wall</b>— Looking at compartment, wall which is to your left or right</p> </div> </div> <div style="border: 1px solid black; padding: 5px; margin-top: 10px;"> <p style="text-align: center;">SIDE VIEW</p> </div>
501	88230200	1	GENERATOR, SMART POWER, 6KW TM HYD
502	88231990	1	HYDRAULIC GENERATOR USED WITH EVS3000 TRANS
503	88250405	1	CIRCUIT BREAKER PANEL WITH 8 SPACES FOR BREAKERS
504	88251100	1	BREAKER PANEL, STD LOCATION (L1)
505	88232025	1	AUTOMATIC TRANSFER SWITCH, PROGRESSIVE DYNAMICS, PD5100
506	88431005	1	HANNAY ECR-1614-17-18 REEL W/175' 12/3 (1)
507	88433000	1	MOUNTING OF ELEC CORD REEL IN UPPER HATCH COMPT
508	88432000	1	AKRON FOUR-WAY RECEPTACLE BOX, WIRED TO REEL CABLE (1)
509	88328888	1	SPECIAL Light Tower MATCH HS-7248
510		1	**CLAR NOTES, COMMAND LIGHT TFB-V5 ARROW BOARD
511		1	**ENG Light Tower Control Location = MATCH HS-7248
512	88388888	1	SPECIAL ITEM, COMMAND LIGHT LED KL408A-W1-BL TOWER
513	10310410	1	PAINT & FINISH
			<b>PAINT &amp; FINISH</b>

Line	Item #	Qty	Item Description/Comments
514	89910000	1	CORROSION REDUCTION PROGRAM (SPECS)
515	90010020	1	PAINT SCHEME
516	90030012	1	TWO TONE CAB, BODY & PUMP MODULE
517	90029910	1	PAINT BREAK #1 - BOTTOM OF WINDSHIELD
			
518	90030154	1	PAINT FRAME RAILS & BODY REAR DROP - BLACK
519	90030190	1	TEXTURED FRAME RAIL COATING
520	90030015	1	A/C CONDENSER PAINTED ROOF COLOR
521		1	**CLAR NOTES, MATCH HS-7248
522	90510150	1	3" LETTERING, SCOTCHLITE, UP TO 40
523	90530205	30	ADDITIONAL 3" SCOTCHLITE LETTERS (EACH) (30)
524	90574100	1	INSTALL FIRE DEPT EMBLEMS (Pair)
525	90610200	1	6" SCOTCHLITE STRIPE AROUND TRUCK
526	90630405	1	MITER EDGED "Z" STRIPE
527	90630100	2	1" SCOTCHLITE STRIPE ABOVE OR BELOW - EACH (2)
528	90680120	1	CHEVRON STRIPING, REAR BODY OUTBOARD, REFLEXITE
529		1	**ENG Chevron Striping, Rear Body Color = #030 Red Transparent & #L2 Fluorescent Lime.
530	90684120	1	CHEVRON STRIPING, LADDER ENCLOSURE DOOR, REFLEXITE
531	90670020	1	CHEVRON STRIPING, FRONT BUMPER, REFLEXITE

Line	Item #	Qty	Item Description/Comments
532		1	**ENG Chevron Striping, Front Bumper Color = #030 Red Transparent & #L2 Fluorescent Lime.
533		1	**CLAR NOTES, MATCH HS-7248
534	10310420	1	EQUIPMENT
<b>EQUIPMENT</b>			
535	91010000	1	MISC EQUIP - (1) PINT TOUCH-UP PAINT, STAINLESS STEEL NUTS & BOLTS
536	91030700	1	ZIAMATIC SAC-44 FOLDING WHEEL CHOCKS (PAIR) MTD W/ SQCH-44H HOLDERS
537		1	**ENG Wheel Chock Mounting Locations = MOUNT BELOW L1 MATCH HS-7248
538	89050900	1	PIKE POLE/FOLDING LADDER COMPT, RIGHT SIDE
539	92067758	2	STREAMLIGHT SL-44451 FIRE VULCAN LED HANDLIGHT W/12 VOLT CHARGER (2)
540		1	**ENG Mounting Location = MATCH HS-7248
541	10310600	1	COMPLETION & WARRANTY
<b>COMPLETION &amp; WARRANTY</b>			
542	99010000	1	MANUALS (1-PRINTED & 1-USB) WITH DVD
543	99031195	1	DEALER DELIVERY
544	99520110	1	WARRANTY, ONE YEAR
545	99521100	1	WARRANTY, FRAME, LIFETIME
546	99521200	1	WARRANTY, CAB STRUCTURAL, 10 YR.
547	99521300	1	WARRANTY, BODY STRUCTURAL, 10 YR.
548	99521400	1	WARRANTY, PAINT, 10 YR.
549	99521900	1	WARRANTIES, MAJOR VENDOR COMPONENTS
550	10310500	1	DEALER SUPPLIED
<b>DEALER SUPPLIED</b>			
551	PDB000219	1	DEALER SUPPLIED - OTHER - FMI MOUNTING

Line	Item #	Qty	Item Description/Comments
552	PDB000219	1	DEALER SUPPLIED - OTHER - DEALER SUPPLIED LOOSE EQUIPMENT, INCLUDES HURST TOOLS, AND LOOSE ITEMS SPECIFIED BY THE FD AS NOTED
553	15030465	1	120V SHORELINE INLET, KUSSMAUL SUPER 20 AUTO EJECT W/ OLED DISPLAY 091-55-266-XX
554		1	COOPERATIVE PURCHASING AGENCY FEES





## LUCAS

Quote Number: 10538024

Version: 1  
Prepared For: CITY OF NOVI  
Attn:

Quote Date: 06/01/2022  
Expiration Date: 08/30/2022

Remit to: **Stryker Medical**  
P.O. Box 93308  
Chicago, IL 60673-3308  
Rep: Jamie Smith  
Email: jamie.smith@stryker.com  
Phone Number:  
Mobile: (269) 303-1257

### Delivery Address

Name: CITY OF NOVI  
Account #: 1281638  
Address: 42975 GRAND RIVER AVE  
NOVI  
Michigan 48375-1731

### End User - Shipping - Billing

Name: CITY OF NOVI  
Account #: 1281638  
Address: 42975 GRAND RIVER AVE  
NOVI  
Michigan 48375-1731

### Bill To Account

Name: CITY OF NOVI  
Account #: 1281637  
Address: 45175 TEN MILE RD  
NOVI  
Michigan 48375-3006

### Equipment Products:

#	Product	Description	Qty	Sell Price	Total
1.0	99576-000063	LUCAS 3, v3.1 Chest Compression System, Includes Hard Shell Case, Slim Back Plate, (2) Patient Straps, (1) Stabilization Strap, (2) Suction Cups, (1) Rechargeable Battery and Instructions for use With Each Device	1	\$13,529.26	\$13,529.26
2.0	11576-000060	LUCAS Desk-Top Battery Charger	1	\$1,003.96	\$1,003.96
3.0	11576-000071	LUCAS External Power Supply	1	\$317.68	\$317.68
4.0	11576-000080	LUCAS 3 Battery - Dark Grey - Rechargeable LiPo	1	\$614.08	\$614.08
5.0	11576-000047	LUCAS Disposable Suction Cup (12 pack)	1	\$427.12	\$427.12
6.0	11576-000050	LUCAS Patient Wrist Straps (1 Pair)	1	\$88.92	\$88.92
7.0	21576-000074	LUCAS Stabilization Strap	1	\$79.04	\$79.04
<b>Equipment Total:</b>					<b>\$16,060.06</b>

### ProCare Products:

#	Product	Description	Years	Qty	Sell Price	Total
8.1	78000703	ProCare LUCAS Prevent Service: Annual onsite preventive maintenance inspection and unlimited repairs including parts, labor and travel with battery coverage for LUCAS 3, v3.1 Chest Compression System, Includes Hard Shell Case, Slim Back Plate, (2) Patient Straps, (1) Stabilization Strap, (2) Suction Cups, (1) Rechargeable Battery and Instructions for use With Each Device	4	1	\$5,106.80	\$5,106.80
<b>ProCare Total:</b>					<b>\$5,106.80</b>	



## LUCAS

Quote Number: 10538024

Version: 1

Prepared For: CITY OF NOVI

Attn:

Quote Date: 06/01/2022

Expiration Date: 08/30/2022

Remit to: **Stryker Medical**

P.O. Box 93308

Chicago, IL 60673-3308

Rep: Jamie Smith

Email: jamie.smith@stryker.com

Phone Number:

Mobile: (269) 303-1257

### Price Totals:

Estimated Sales Tax (0.000%):	\$0.00
Freight/Shipping:	\$177.39
Grand Total:	\$21,344.25

Prices: In effect for 30 days

Terms: Net 30 Days

Contact your local Sales Representative for more information about our flexible payment options.

**Capital Terms and Conditions:**

Deal Consummation: This is a quote and not a commitment. This quote is subject to final credit, pricing, and documentation approval. Legal documentation must be signed before your equipment can be delivered. Documentation will be provided upon completion of our review process and your selection of a payment schedule. Confidentiality Notice: Recipient will not disclose to any third party the terms of this quote or any other information, including any pricing or discounts, offered to be provided by Stryker to Recipient in connection with this quote, without Stryker's prior written approval, except as may be requested by law or by lawful order of any applicable government agency. A copy of Stryker Medical's Acute Care capital terms and conditions can be found at [https://techweb.stryker.com/Terms\\_Conditions/index.html](https://techweb.stryker.com/Terms_Conditions/index.html). A copy of Stryker Medical's Emergency Care capital terms and conditions can be found at <https://www.strykeremergencycare.com/terms>.

**RESOLUTION**

NOW, THEREFORE BE IT RESOLVED that the following Budget Amendment for the Pumper replacement (#313) is authorized:

	<b>INCREASE (DECREASE)</b>
<b>Capital Improvement Program (CIP) Fund</b>	
<b>APPROPRIATIONS</b>	
Capital Outlay	71,983
<b>TOTAL APPROPRIATIONS</b>	<u>\$ 71,983</u>
<b>Net Increase (Decrease) to Fund Balance</b>	<u><u>\$ (71,983)</u></u>

I hereby certify that the foregoing is a true and complete copy of a resolution adopted by the City Council of the City of Novi at a regular meeting held on July 25, 2022

---

Cortney Hanson  
City Clerk