



CITY of NOVI CITY COUNCIL

**Agenda Item 3
August 13, 2018**

SUBJECT: Approval to purchase one (1) 2019 PL Custom Type 1 Squad, through the Sourcewell Cooperative Purchasing Agreement, in the amount of \$226,785.11 and one (1) 2019 Ford F-250 from Signature Ford, through the Macomb County Cooperative purchasing contract, in the amount of \$58,613.21.

SUBMITTING DEPARTMENT: Department of Public Works, Fleet Asset Division
Public Safety, Fire

CITY MANAGER APPROVAL: 

EXPENDITURE REQUIRED	\$ 226,785.11 Squad One \$ 58,613.21 Command Vehicle \$ 285,398.33 Total
AMOUNT BUDGETED	\$ 316,520
APPROPRIATION REQUIRED	N/A
LINE ITEM NUMBER	101-337.00-979.000

BACKGROUND INFORMATION:

As part of the 2019-19 Budget, funds were approved for the replacement of Squad One and the Lieutenant Command Vehicle. The current Squad One is a 2009 Med Tec Squad (#314) and has a life expectancy of ten years. Squad One is an emergency response vehicle, warming and cooling center and can also transport patients to the hospital if needed. The current Squad One is showing signs of deterioration with rust on the exterior and increased maintenance costs. The new Squad One will be purchased through Sourcewell Cooperative Purchasing Agreement from PL Custom in Manasquan, NJ. The local dealer, Halt Fire in Wixom, MI will maintain and warranty the Squad One. Halt Fire is accepting the current Squad One as a trade-in credit for \$15,000.

The Lieutenant Command Vehicle is a 2014 Ford Expedition (#337) and has a life expectancy of five years. The on-duty lieutenant dispatches the Expedition from Station 2 to respond to emergency incidents. The vehicle act as a command center on emergency incidents or assists in training. The F-250 Command Vehicle will be acquired through the Macomb County cooperative purchasing contract from Signature Ford, Owosso, MI. Upon removal from front line service, the DPW Fleet Asset Division will evaluate the condition of the Expedition and either designate it as a pool vehicle, or place it on the Michigan Inter-Governmental Trade Network(MITN) surplus auction.

RECOMMENDED ACTION: Approval to purchase one (1) 2019 PL Custom Type 1 Squad, through the Sourcewell Cooperative Purchasing Agreement, in the amount of \$226,785.11 and one (1) 2019 Ford F-250 from Signature Ford, through the Macomb County Cooperative purchasing contract, in the amount of \$58,613.21.

MEMORANDUM



TO: DAVID E. MOLLOY, DIRECTOR OF PUBLIC SAFETY
JEFFERY R. JOHNSON, DIRECTOR OF EMS/FIRE OPERATIONS

FROM: MARK THEISEN, CAPTAIN

SUBJECT: SQUAD ONE REPLACEMENT

DATE: JULY 22, 2018

Overview

Included in the 2018-19 Budget was the replacement for Squad One, a 2009 Medtec Ambulance on an International Chassis. The life expectancy for a front line squad response vehicle is about ten years. This is due to the amount of wear and tear, mileage, and updated safety standards that a front line vehicle is evaluated on. Squad One has 78,100 miles and is the only vehicle in the fleet capable of transporting a patient to the hospital if needed. The Squad can be utilized on fires as a rehab center, for a warming/ cooling station, and keeping our citizens safe during a motor vehicle accident. It is also used a backup for transporting patients to the hospital if our contracted transporting agency, Superior EMS, will have a longer repose time to arrival or there are multiple patients on a scene that need to be transported.

Replacement Squad

After reviewing several different types of Squads from several vendors, the members of the evaluation team decided to recommend the PL Custom, Type 1 Squad. PL Custom was chosen over other vendors due to quality of workmanship and the amount of customization offered. They are represented by Halt Fire, a local company in Wixom.

The price for the new Squad is \$226,785.11 and will be purchased utilizing the Sourcwell cooperative purchasing contract. The price includes a discount of \$15,000 for the trade-in value of our current Squad One. Also included in this price is a fully powered Stryker cot. This is the same unit used by our partners at Superior Ambulance. If necessary, a patient can be loaded on our cot and transferred to a Superior Ambulance with the ease. This powered cot will also be able to lift a patient over 400 pounds with a push of one button.

This new Squad will have a reliable diesel motor, several exterior compartments, and the load capacity to fit all of our current and future equipment needs without being overloaded. It will also be equipped with 4 x 4 to insure we can respond in inclement Michigan weather.

Please let me know if you have additional question or comments.



FORM E
CONTRACT ACCEPTANCE AND AWARD



(Top portion of this form will be completed by NJPA if the vendor is awarded a contract. The vendor should complete the vendor authorized signatures as part of the RFP response.)

NJPA Contract #: 022118-PLC

Proposer's full legal name: P.L. Custom Body and Equipment Co., Inc.

Based on NJPA's evaluation of your proposal, you have been awarded a contract. As an awarded vendor, you agree to provide the products and services contained in your proposal and to meet all of the terms and conditions set forth in this RFP, in any amendments to this RFP, and in any exceptions that are accepted by NJPA.


The effective date of the Contract will be March 20, 2018 and will expire on March 20, 2022 (no later than the later of four years from the expiration date of the currently awarded contract or four years from the date that the NJPA Chief Procurement Officer awards the Contract). This Contract may be extended for a fifth year at NJPA's discretion.

NJPA Authorized Signatures:



NJPA DIRECTOR OF COOPERATIVE CONTRACTS
AND PROCUREMENT/CPO SIGNATURE

Jeremy Schwartz
(NAME PRINTED OR TYPED)



NJPA EXECUTIVE DIRECTOR/CEO SIGNATURE

Chad Coquette
(NAME PRINTED OR TYPED)

Awarded on March 16, 2018

NJPA Contract # 022118-PLC

Vendor Authorized Signatures:

The Vendor hereby accepts this Contract award, including all accepted exceptions and amendments.

Vendor Name P.L. Custom Body and Equipment Co., Inc.

Authorized Signatory's Title National Sales Manager



VENDOR AUTHORIZED SIGNATURE

Chad Newsome

(NAME PRINTED OR TYPED)

Executed on March 22, 2018

NJPA Contract # 022118-PLC

City of Novi Fire Department Ambulance Proposal



Captain Mark Theisen
City of Novi Fire Department
42974 Grand River Ave.
Novi, MI. 48375

June 20, 2018

PL Custom Emergency Vehicles, Inc. and Halt Fire, Inc. are pleased to provide this proposal for your department to consider.

As you have requested, we are offering the following ambulance as described in the provided specifications and drawings: **One (1) PL Custom Classic 170 Type I** Ambulance on a 2019 Ford F-450 chassis. Pricing of the unit is **\$226,785.11**. Price is based on our current cooperative purchasing contract with Sourcwell (formally NJPA), contract #022118, model #NJPA09. This price does included the current Ford Fleet discount.

Payment is due upon final inspection at PL Custom unless other terms are agreed upon at the time of order. Bid price valid for 30 days.

Current build time for PL Custom Emergency Vehicles is 260 days from receipt of signed proposal/contract.

Pricing for this unit includes the following, in addition to the provided proposal text:

- Stryker Power Pro Cot.
- Stryker Performance Load Cot Mounting system, installed.
- Radio and intercom installation allowance for vendor of your choice.
- Graphics allowance for vendor of your choice.
- Delivery to Michigan.
- Trade-in value of \$15,000.00 for your current Medtec, Squad 1.

Trade-in must be received by Halt Fire, Inc. in in-service condition without any major issues (bad transmission, bad engine, etc.). A complete file of service work completed on unit along with signed off title for the unit is mandatory.

Thank you for the opportunity to provide you this proposal for your consideration! If you should have any questions please contact me at any time, I will be more than happy to clarify or review this proposal with you.

Tom McDonald
Sales Representative
Halt Fire, Inc.
PL Custom Emergency Vehicles

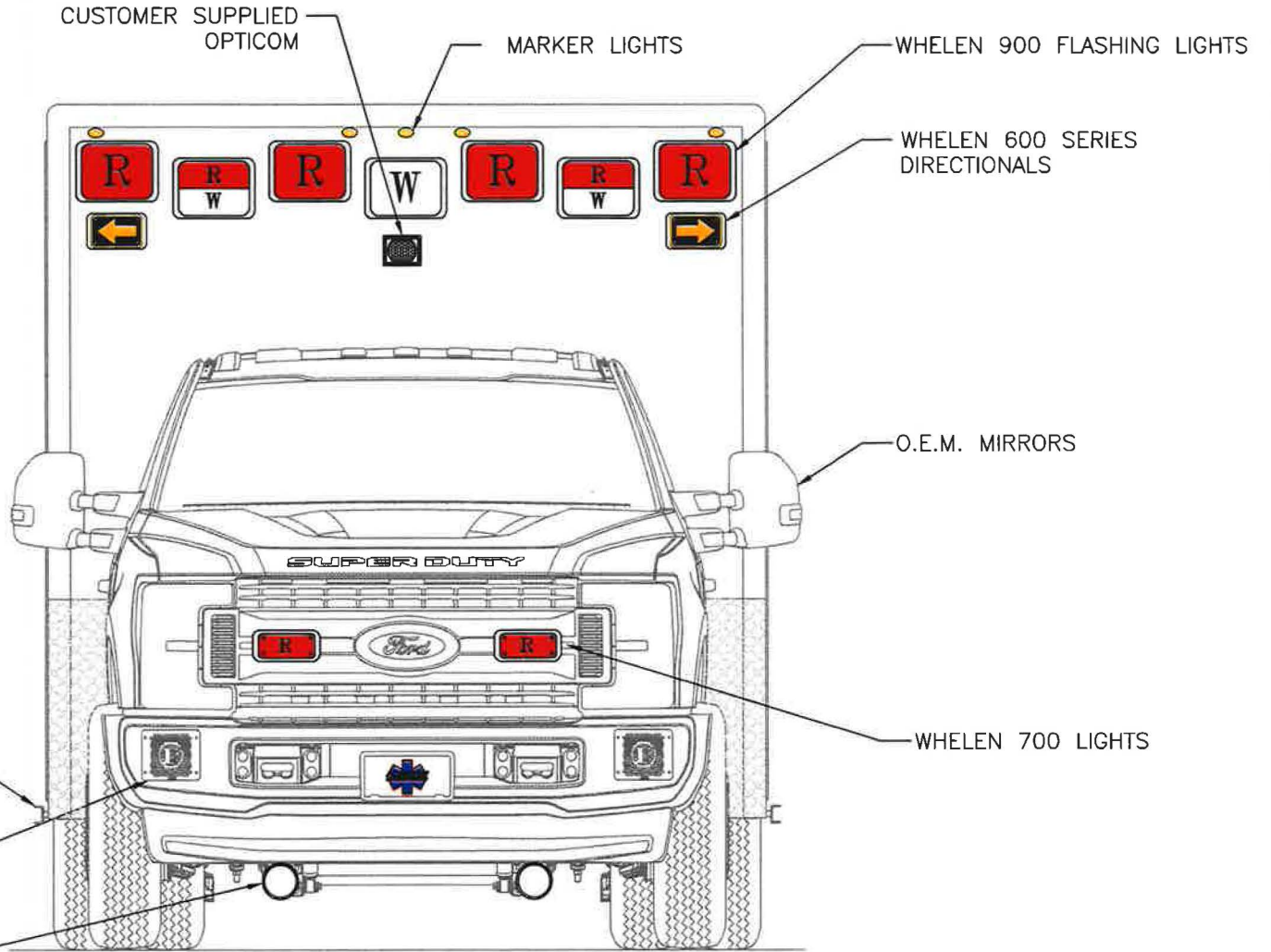
CUSTOM DESIGNED FOR
CITY OF NOVI
FIRE DEPARTMENT
BY
P.L. CUSTOM
EMERGENCY VEHICLES

- A4475

PAGE 1



"NOTICE"
This drawing and data thereon shall not be duplicated, used or disclosed to others for procurement or manufacturing purposes, except as otherwise authorized by contract, without written permission of P.L. CUSTOM BODY & EQUIPMENT CO., INC. We reserve the right to make changes at any time, without notice, in materials, equipment & specifications. Written specifications take precedence over drawings which are for clarity only. All reproductions shall bear this notice.

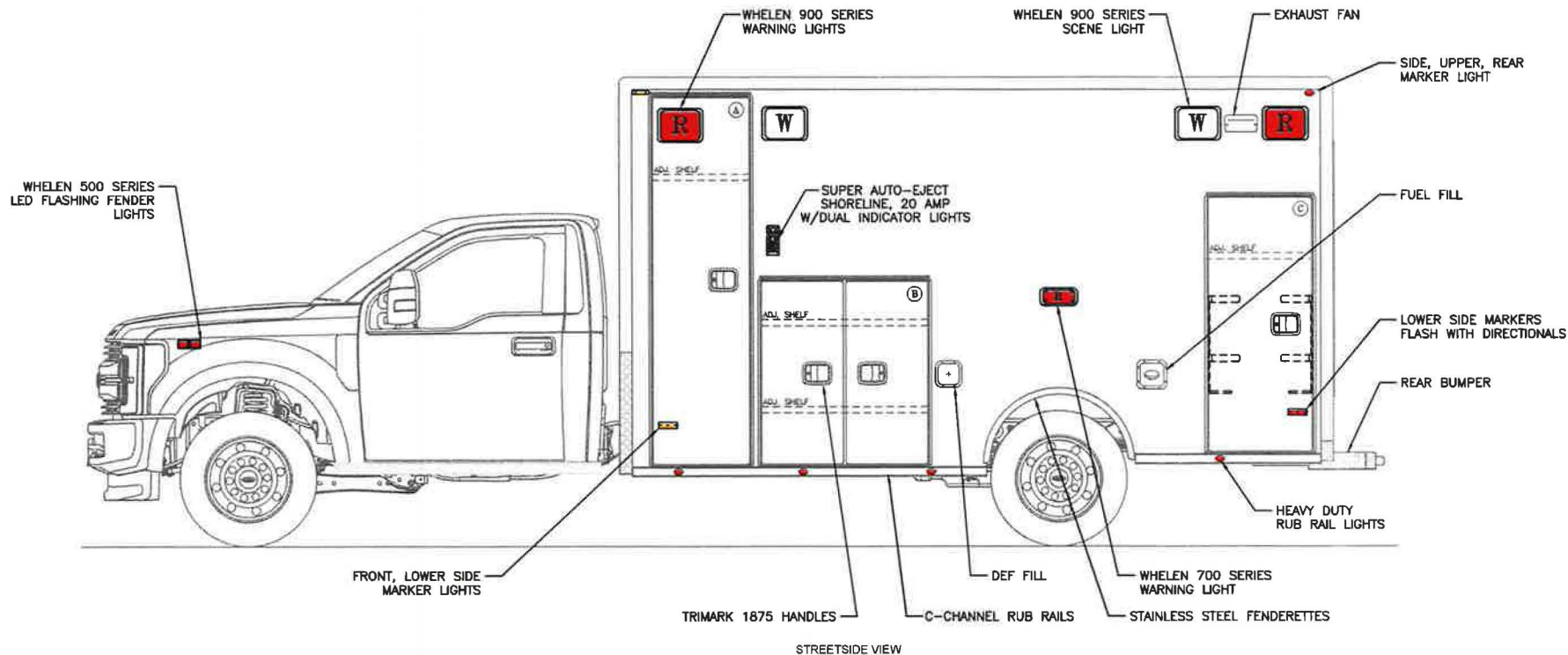


EXTERIOR DIMENSIONS
 HEIGHT 112" (+/-2)
 LENGTH 170 1/4"
 WIDTH 99"

FRONT VIEW



"NOTICE"
 This drawing and data thereon shall not be duplicated, used or disclosed to others for procurement or manufacturing purposes, except as otherwise authorized by contract, without written permission of P.L. CUSTOM BODY & EQUIPMENT CO., INC. We reserve the right to make changes at any time, without notice, in materials, equipment & specifications. Written specifications take precedence over drawings which are for clarity only. All reproductions shall bear this notice.



STREETSIDE VIEW

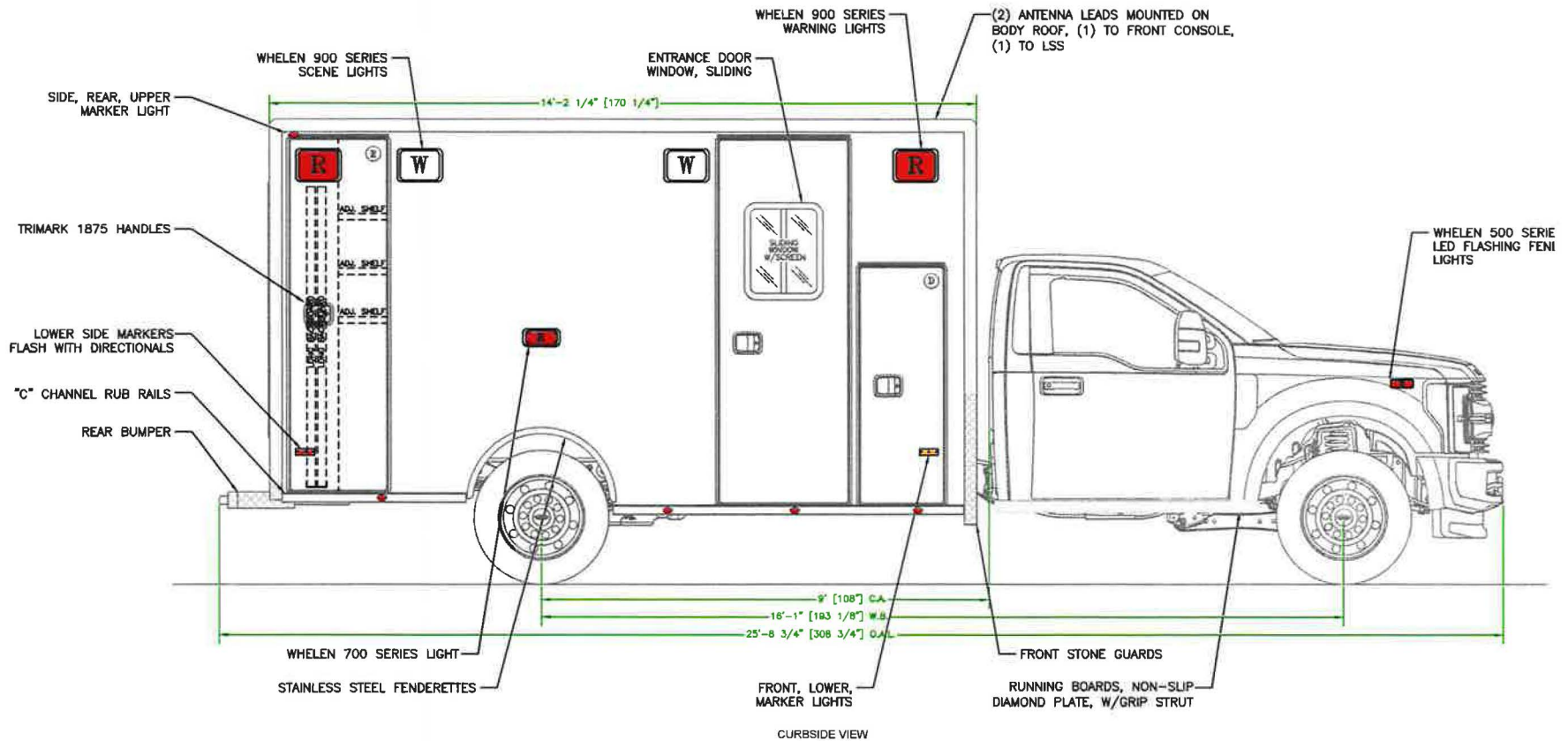
OPENING DESCRIPTIONS				
ALL DIMENSIONS APPROXIMATE				
	WIDTH	HEIGHT	DEPTH	PURPOSE
(A)	23	86	21	OXYGEN STORAGE
(B)	40	42	20	EXTERIOR STORAGE
(C)	26	59	20	EXTERIOR STORAGE

EXTERIOR DIMENSIONS
 HEIGHT 112" (+/-2)
 LENGTH 170 1/4"
 WIDTH 99"

- NOTES**
- 1) DRAWINGS ARE FOR REPRESENTATIONAL PURPOSES ONLY
 - 2) ALL DIMENSIONS SHOWN ARE APPROXIMATE
 - 3) EXTERIOR COMPARTMENT DIMENSIONS REFLECT WALL TO WALL MEASUREMENTS. PASS THROUGH OPENINGS WILL BE SMALLER
 - 4) INTERIOR CABINET DIMENSIONS REFLECT THE CABINET OPENING. PASS THROUGH OPENINGS WILL BE SMALLER
 - 5) DIMENSIONS FOR OVERALL HEIGHT AND OVERALL LENGTH ARE APPROXIMATE UNTIL THE CHASSIS IS BUILT AND RECEIVED AT OUR FACTORY



"NOTICE"
 This drawing and data thereon shall not be duplicated, used or disclosed to others for procurement or manufacturing purposes, except as otherwise authorized by contract, without written permission of P.L. CUSTOM BODY & EQUIPMENT CO., INC. We reserve the right to make changes at any time, without notice, in materials, equipment & specifications. Written specifications take precedence over drawings which are for clarity only. All reproductions shall bear this notice.



CURBSIDE VIEW

OPENING DESCRIPTIONS				
ALL DIMENSIONS APPROXIMATE				
	WIDTH	HEIGHT	DEPTH	PURPOSE
(D)	20	55	33" ABOVE FLOOR 20" BELOW FLOOR	INTERIOR/EXTERIOR ACCESS STORAGE
(E)	24 1/2	83	21	BACKBOARD STORAGE
	29	80	SIDE ENTRANCE DOOR	

**EXTERIOR
DIMENSIONS**
 HEIGHT 112" (+/-2)
 LENGTH 170 1/4"
 WIDTH 99"

NOTES

- 1) DRAWINGS ARE FOR REPRESENTATIONAL PURPOSES ONLY.
- 2) ALL DIMENSIONS SHOWN ARE APPROXIMATE
- 3) EXTERIOR COMPARTMENT DIMENSIONS REFLECT WALL TO WALL MEASUREMENTS. PASS THROUGH OPENINGS WILL BE SMALLER
- 4) INTERIOR CABINET DIMENSIONS REFLECT THE CABINET OPENING. PASS THROUGH OPENINGS WILL BE SMALLER
- 5) DIMENSIONS FOR OVERALL HEIGHT AND OVERALL LENGTH ARE APPROXIMATE UNTIL THE CHASSIS IS BUILT AND RECEIVED AT OUR FACTORY.



"NOTICE"
 This drawing and data thereon shall not be duplicated, used or disclosed to others for procurement or manufacturing purposes, except as otherwise authorized by contract, without written permission of P.L. CUSTOM BODY & EQUIPMENT CO., INC. We reserve the right to make changes at any time, without notice, in materials, equipment & specifications. Written specifications take precedence over drawings which are for clarity only. All reproductions shall bear this notice.

WHELEN 900 SCENE LIGHTS

BACKUP CAMERA

MARKER LIGHTS

WHELEN 900 FLASHING LIGHTS

REAR ENTRANCE DOOR WINDOWS

WHELEN 900 SERIES LED FLASHING LIGHTS

TRIMARK 1875 HANDLES

9'-4" [112"] O.A.H.
+/- 2"

LICENSE PLATE

REAR BUMPER

REAR DOCK BUMPERS

R W A W R

SOLID WINDOW SOLID WINDOW

CLASSIC SERIES

LIFT UP REAR STEP RECESSED

8'-3" [99"] O.A.W.

CAST PRODUCTS GRABBER REAR DOORS HOLD OPEN

WHELEN 600 DIRECTIONAL LIGHTS

WHELEN 600 STOP/TAIL & BACKUP LIGHTS

"C" CHANNEL RUB RAILS

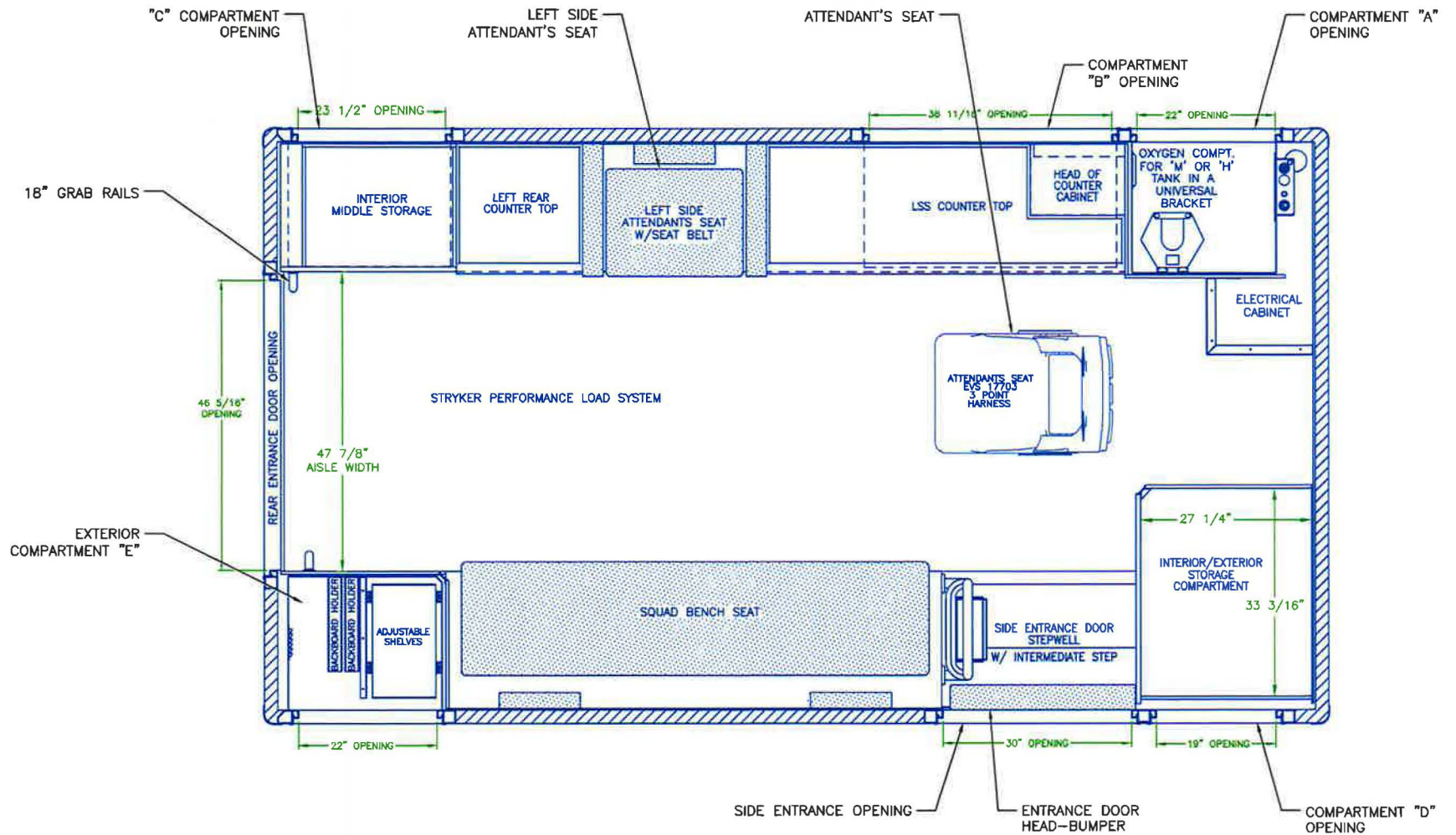
REAR VIEW

OPENING DESCRIPTIONS				
ALL DIMENSIONS APPROXIMATE				
WIDTH	HEIGHT	DEPTH	PURPOSE	
44 1/4	60		REAR ENTRANCE DOORS	

- NOTES:
- 1) DRAWINGS ARE FOR REPRESENTATIONAL PURPOSES ONLY.
 - 2) ALL DIMENSIONS SHOWN ARE APPROXIMATE.
 - 3) EXTERIOR COMPARTMENT DIMENSIONS REFLECT WALL TO WALL MEASUREMENTS. PASS THROUGH OPENINGS WILL BE SMALLER.
 - 4) INTERIOR CABINET DIMENSIONS REFLECT THE CABINET OPENING. PASS THROUGH OPENINGS WILL BE SMALLER.
 - 5) DIMENSIONS FOR OVERALL HEIGHT AND OVERALL LENGTH ARE APPROXIMATE UNTIL THE CHASSIS IS BUILT AND RECEIVED AT OUR FACTORY.



"NOTICE"
 This drawing and data thereon shall not be duplicated, used or disclosed to others for procurement or manufacturing purposes, except as otherwise authorized by contract, without written permission of P.L. CUSTOM BODY & EQUIPMENT CO., INC. We reserve the right to make changes at any time, without notice, in materials, equipment & specifications. Written specifications take precedence over drawings which are for clarity only. All reproductions shall bear this notice.



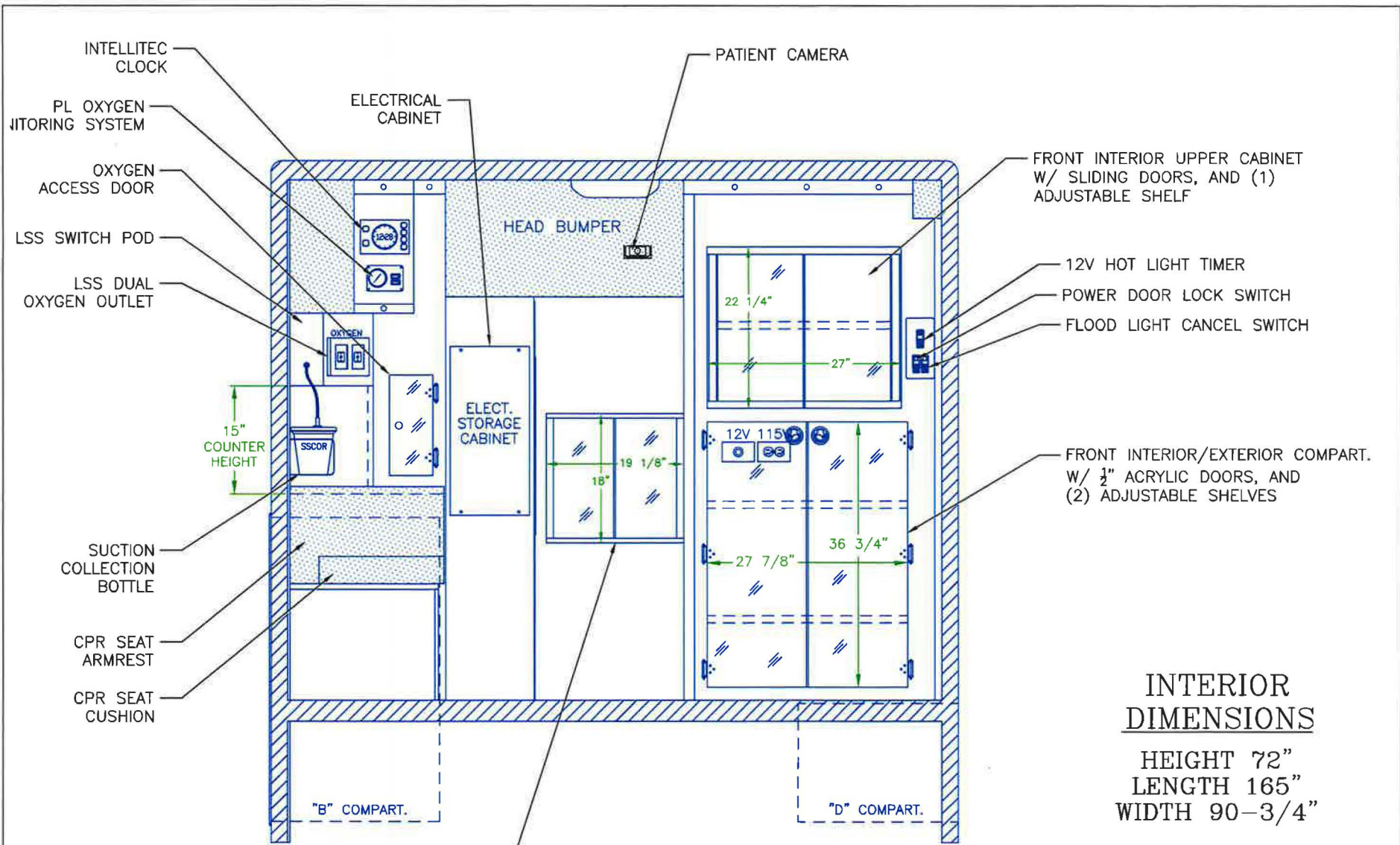
FLOOR PLAN

NOTES

- 1.) DRAWINGS ARE FOR REPRESENTATIONAL PURPOSES ONLY.
- 2.) ALL DIMENSIONS SHOWN ARE APPROXIMATE.
- 3.) EXTERIOR COMPARTMENT DIMENSIONS REFLECT WALL TO WALL MEASUREMENTS. PASS THROUGH OPENINGS WILL BE SMALLER.
- 4.) INTERIOR CABINET DIMENSIONS REFLECT THE CABINET OPENING. PASS THROUGH OPENINGS WILL BE SMALLER.
- 5.) DIMENSIONS FOR OVERALL HEIGHT AND OVERALL LENGTH ARE APPROXIMATE UNTIL THE CHASSIS IS BUILT AND RECEIVED AT OUR FACTORY.



"NOTICE"
 This drawing and data thereon shall not be duplicated, used or disclosed to others for procurement or manufacturing purposes, except as otherwise authorized by contract, without written permission of P.L. CUSTOM BODY & EQUIPMENT CO., INC. We reserve the right to make changes at any time, without notice, in materials, equipment & specifications. Written specifications take precedence over drawings which are for clarity only. All reproductions shall bear this notice.



INTERIOR DIMENSIONS

HEIGHT 72"
 LENGTH 165"
 WIDTH 90-3/4"

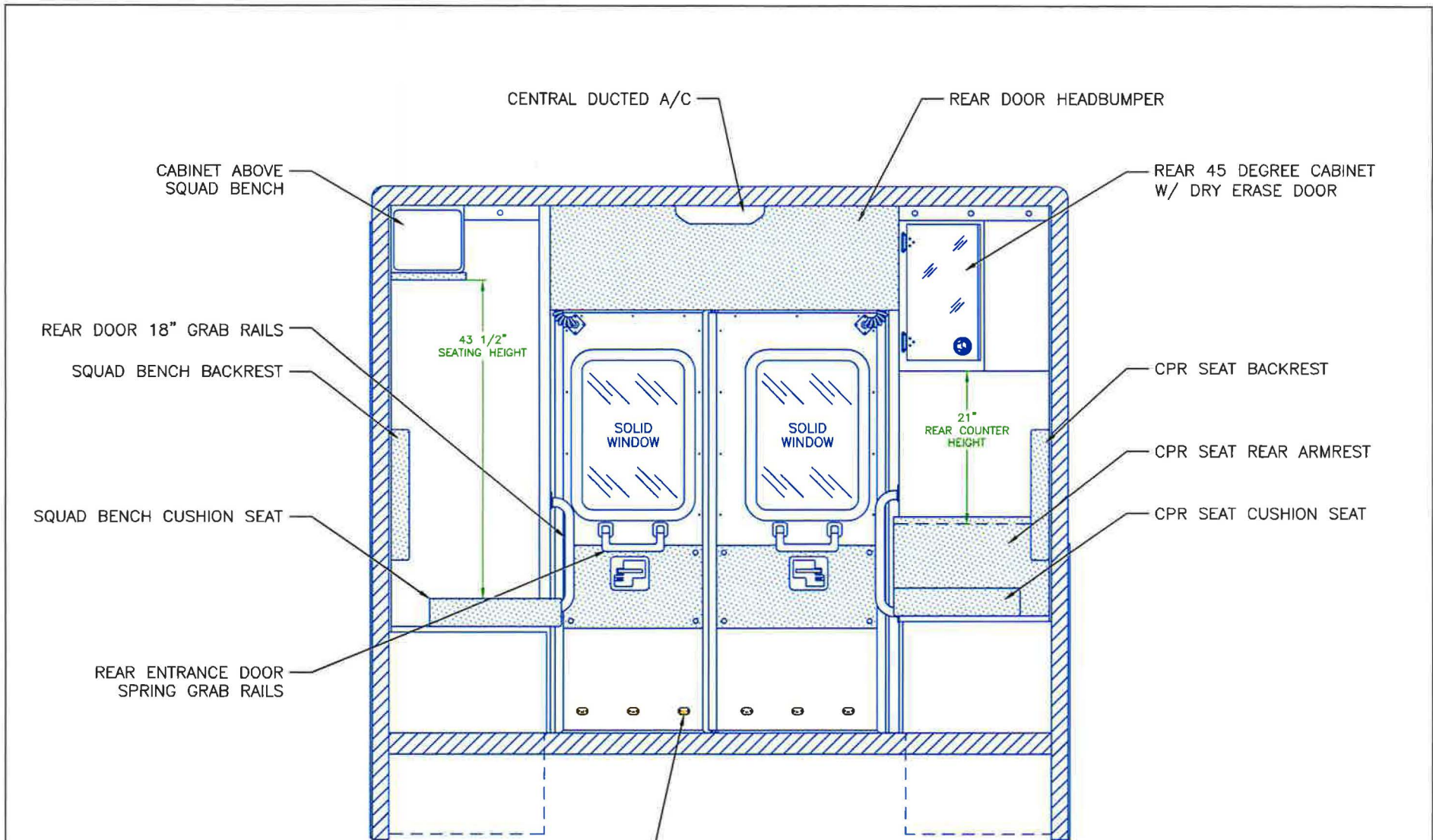
NOTES

- 1.) DRAWINGS ARE FOR REPRESENTATIONAL PURPOSES ONLY.
- 2.) ALL DIMENSIONS SHOWN ARE APPROXIMATE.
- 3.) EXTERIOR COMPARTMENT DIMENSIONS REFLECT WALL TO WALL MEASUREMENTS. PASS THROUGH OPENINGS WILL BE SMALLER.
- 4.) INTERIOR CABINET DIMENSIONS REFLECT THE CABINET OPENING. PASS THROUGH OPENINGS WILL BE SMALLER.
- 5.) DIMENSIONS FOR OVERALL HEIGHT AND OVERALL LENGTH ARE APPROXIMATE UNTIL THE CHASSIS IS BUILT AND RECEIVED AT OUR FACTORY.

FRONT VIEW



"NOTICE"
 This drawing and data thereon shall not be duplicated, used or disclosed to others for procurement or manufacturing purposes, except as otherwise authorized by contract, without written permission of P.L. CUSTOM BODY & EQUIPMENT CO., INC. We reserve the right to make changes at any time, without notice, in materials, equipment & specifications. Written specifications take precedence over drawings which are for clarity only. All reproductions shall bear this notice.



REAR ENTRANCE DOOR
SAFETY LIGHTS

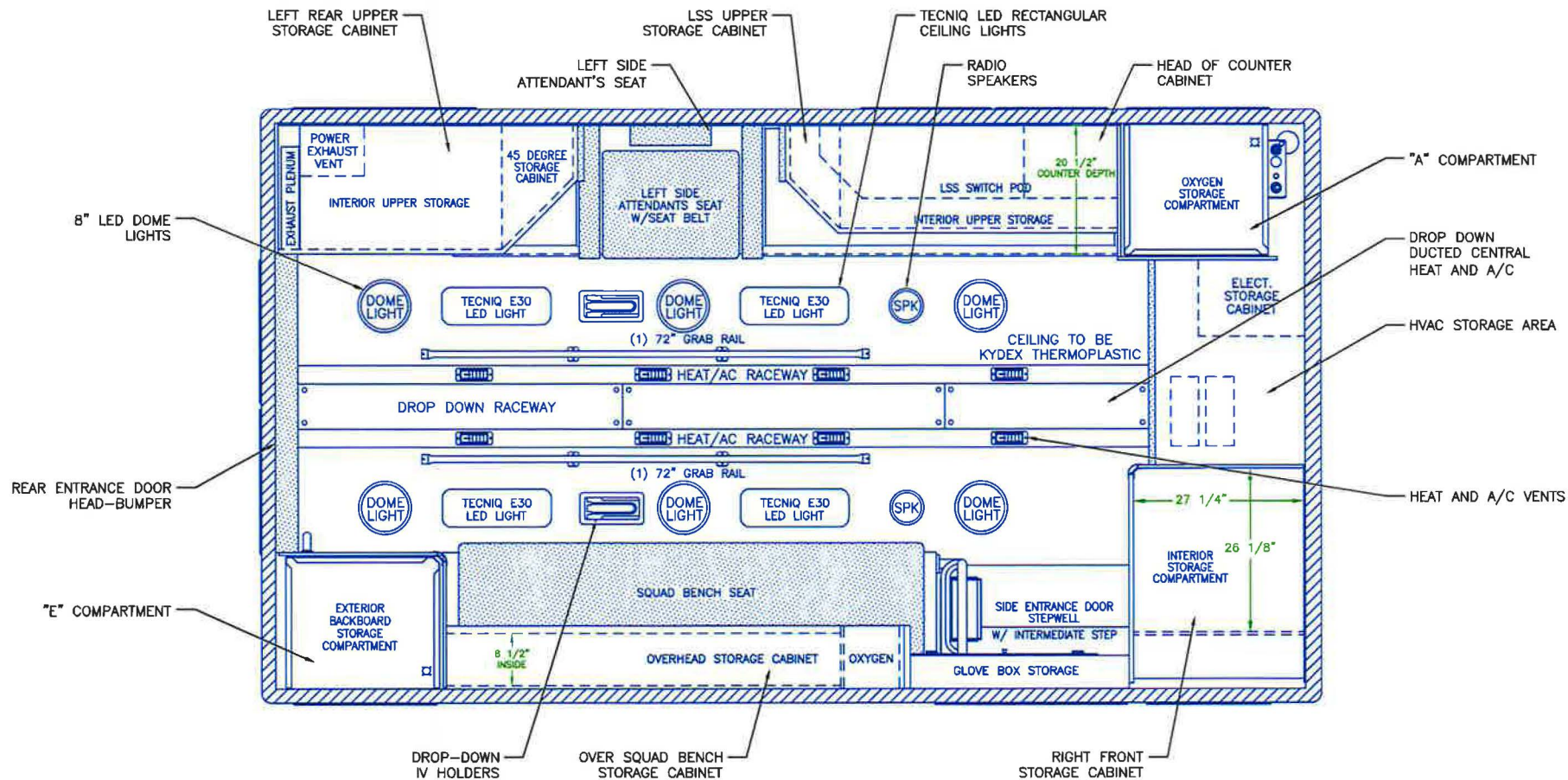
REAR VIEW

NOTES:

- 1.) DRAWINGS ARE FOR REPRESENTATIONAL PURPOSES ONLY.
- 2.) ALL DIMENSIONS SHOWN ARE APPROXIMATE.
- 3.) EXTERIOR COMPARTMENT DIMENSIONS REFLECT WALL TO WALL MEASUREMENTS. PASS THROUGH OPENINGS WILL BE SMALLER.
- 4.) INTERIOR CABINET DIMENSIONS REFLECT THE CABINET OPENING. PASS THROUGH OPENINGS WILL BE SMALLER.
- 5.) DIMENSIONS FOR OVERALL HEIGHT AND OVERALL LENGTH ARE APPROXIMATE UNTIL THE CHASSIS IS BUILT AND RECEIVED AT OUR FACTORY.



"NOTICE"
This drawing and data thereon shall not be duplicated, used or disclosed to others for procurement or manufacturing purposes, except as otherwise authorized by contract, without written permission of P.L. CUSTOM BODY & EQUIPMENT CO., INC. We reserve the right to make changes at any time, without notice, in materials, equipment & specifications. Written specifications take precedence over drawings which are for clarity only. All reproductions shall bear this notice.



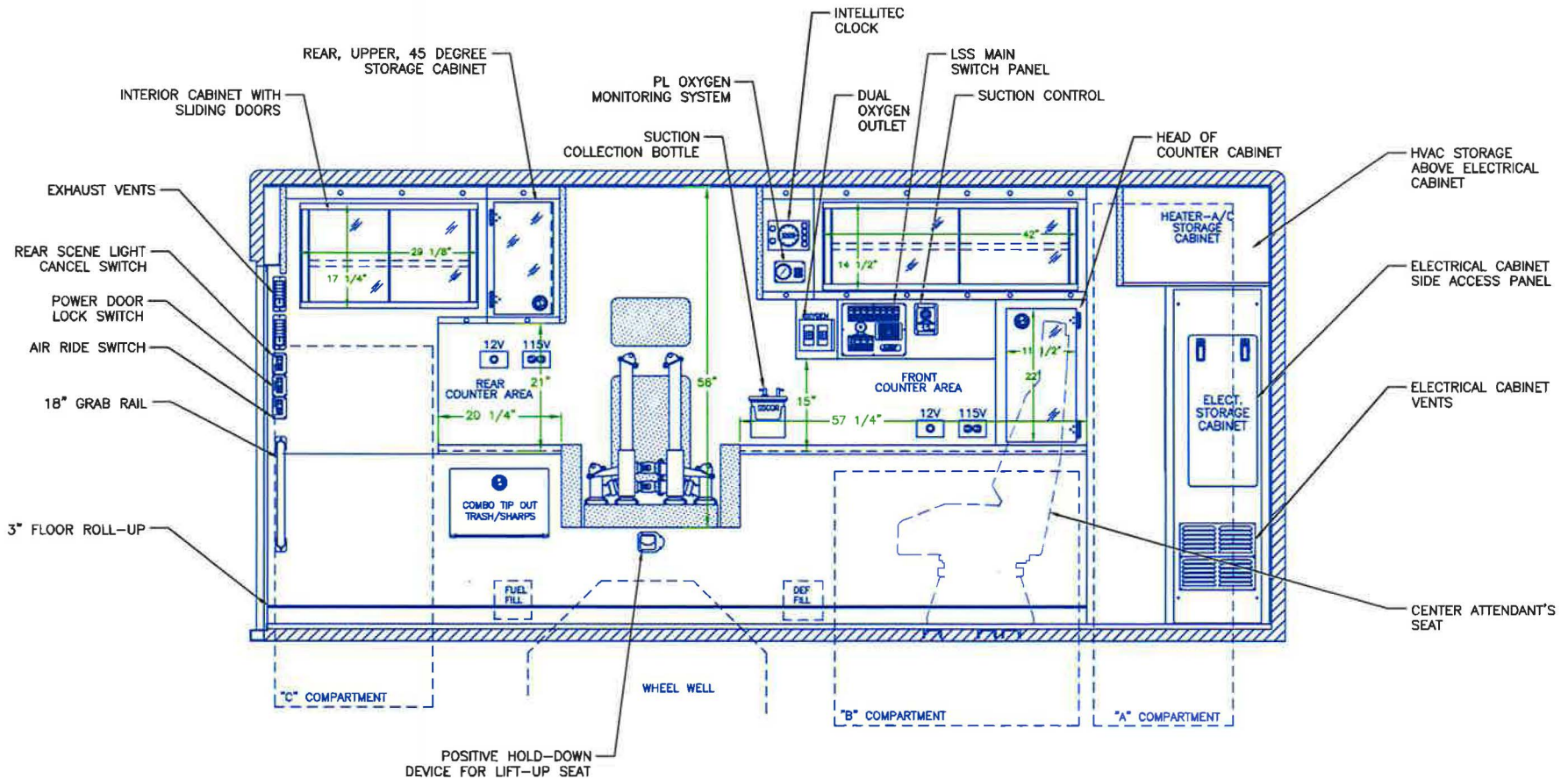
CEILING VIEW

NOTES:

- 1.) DRAWINGS ARE FOR REPRESENTATIONAL PURPOSES ONLY.
- 2.) ALL DIMENSIONS SHOWN ARE APPROXIMATE.
- 3.) EXTERIOR COMPARTMENT DIMENSIONS REFLECT WALL TO WALL MEASUREMENTS. PASS THROUGH OPENINGS WILL BE SMALLER.
- 4.) INTERIOR CABINET DIMENSIONS REFLECT THE CABINET OPENING. PASS THROUGH OPENINGS WILL BE SMALLER.
- 5.) DIMENSIONS FOR OVERALL HEIGHT AND OVERALL LENGTH ARE APPROXIMATE UNTIL THE CHASSIS IS BUILT AND RECEIVED AT OUR FACTORY.



"NOTICE"
 This drawing and data thereon shall not be duplicated, used or disclosed to others for procurement or manufacturing purposes, except as otherwise authorized by contract, without written permission of P.L. CUSTOM BODY & EQUIPMENT CO., INC. We reserve the right to make changes at any time, without notice, in materials, equipment & specifications. Written specifications take precedence over drawings which are for clarity only. All reproductions shall bear this notice.



INTERIOR DIMENSIONS

HEIGHT 72"
 LENGTH 165"
 WIDTH 90-3/4"

NOTES

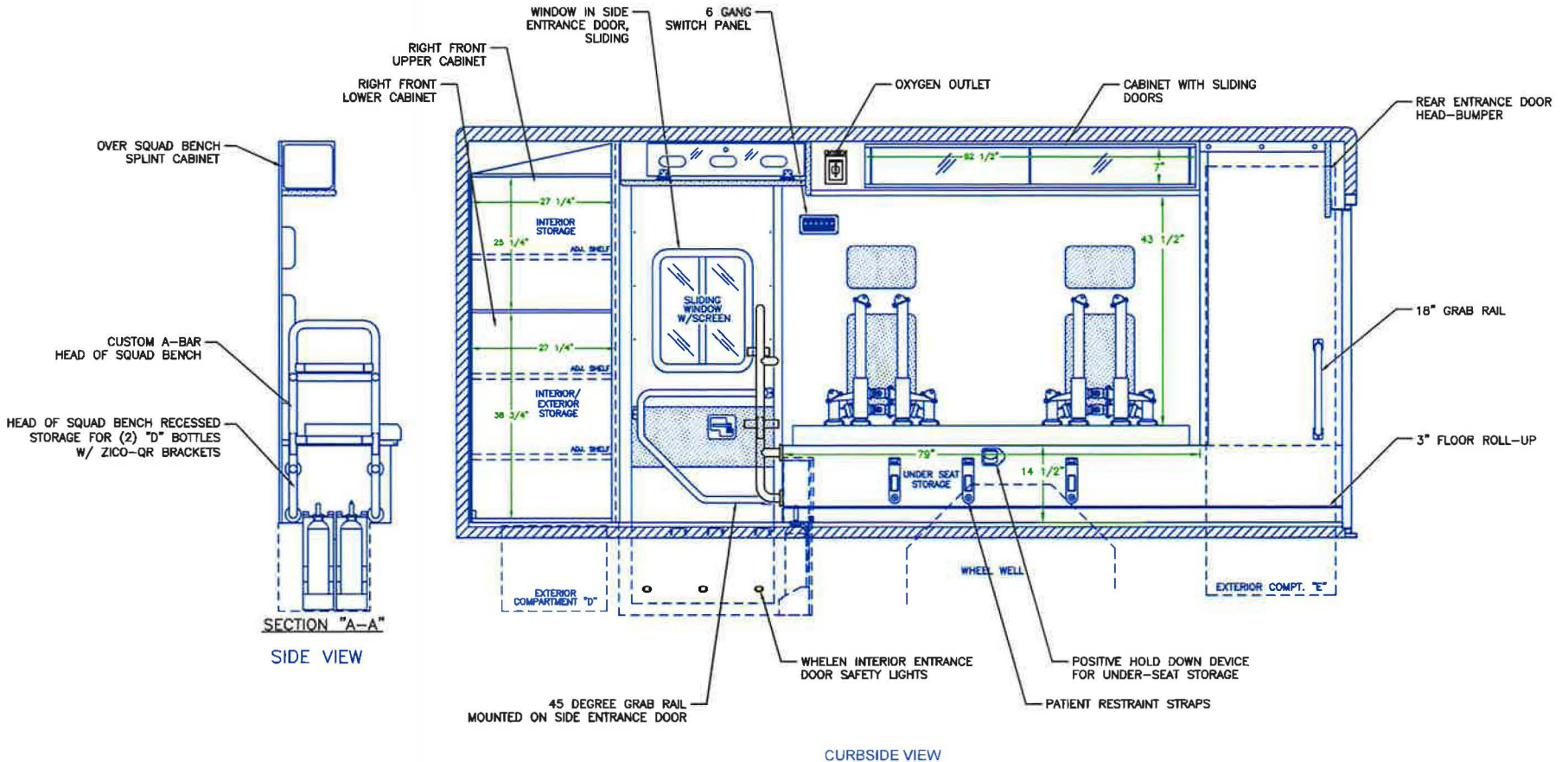
- 1.) DRAWINGS ARE FOR REPRESENTATIONAL PURPOSES ONLY.
- 2.) ALL DIMENSIONS SHOWN ARE APPROXIMATE.
- 3.) EXTERIOR COMPARTMENT DIMENSIONS REFLECT WALL TO WALL MEASUREMENTS. PASS THROUGH OPENINGS WILL BE SMALLER.
- 4.) INTERIOR CABINET DIMENSIONS REFLECT THE CABINET OPENING. PASS THROUGH OPENINGS WILL BE SMALLER.
- 5.) DIMENSIONS FOR OVERALL HEIGHT AND OVERALL LENGTH ARE APPROXIMATE UNTIL THE CHASSIS IS BUILT AND RECEIVED AT OUR FACTORY.

STREETSIDE VIEW

PAGE 10



"NOTICE"
 This drawing and data thereon shall not be duplicated, used or disclosed to others for procurement or manufacturing purposes, except as otherwise authorized by contract, without written permission of P.L. CUSTOM BODY & EQUIPMENT CO., INC. We reserve the right to make changes at any time, without notice, in materials, equipment & specifications. Written specifications take precedence over drawings which are for clarity only. All reproductions shall bear this notice.



NOTES:

- 1.) DRAWINGS ARE FOR REPRESENTATIONAL PURPOSES ONLY.
- 2.) ALL DIMENSIONS SHOWN ARE APPROXIMATE.
- 3.) EXTERIOR COMPARTMENT DIMENSIONS REFLECT WALL TO WALL MEASUREMENTS. PASS THROUGH OPENINGS WILL BE SMALLER.
- 4.) INTERIOR CABINET DIMENSIONS REFLECT THE CABINET OPENING. PASS THROUGH OPENINGS WILL BE SMALLER.
- 5.) DIMENSIONS FOR OVERALL HEIGHT AND OVERALL LENGTH ARE APPROXIMATE UNTIL THE CHASSIS IS BUILT AND RECEIVED AT OUR FACTORY.

INTERIOR DIMENSIONS

HEIGHT 72"
 LENGTH 165"
 WIDTH 90-3/4"



"NOTICE"
 This drawing and data thereon shall not be duplicated, used or disclosed to others for procurement or manufacturing purposes, except as otherwise authorized by contract, without written permission of P.L. CUSTOM BODY & EQUIPMENT CO., INC. We reserve the right to make changes at any time, without notice, in materials, equipment & specifications. Written specifications take precedence over drawings which are for clarity only. All reproductions shall bear this notice.

Quote SO

Halt Fire, Inc.

City of Novi Fire Department
 Mark Theisen
 42975 Grand River Ave.
 Novi, MI 48375
 248-735-5696
 mtheisen@cityofnovi.org

Halt Fire, Inc.
 Tom McDonald
 50168 W. Pontiac Trail, Unit 5
 Wixom, MI 48393
 (248) 240-6046
 tmcdonald@haltfire.net

Exp. Date: 07/22/2018

Quote No: A4475-0001

BODY: CLSC170 Type 1 Classic, 170" 108"CA

06/22/2018

Page 1

PART NO	S	DESCRIPTION	QTY	ID
		== Type 1 Classic, 170" 108"CA - 33.810 05/08/18 ==	1	PLG
00-00-0100		PL Ambulance - Release 33.81, effective 5/8/18	1	PLG
00-11-7065	<	170" CLASSIC BODY, 72" Headroom, w/Drop Skirt Overall Vehicle Dimensions: Length: 308" Width: 99" Height: 112" (+/- 2") Exterior Modular Body Dimensions: Length: 170" Width: 97" Height: 91" Interior Modular Body Dimensions: Length: 165" Width: 90 3/4" Height: 72"	1	PLG
		EXTERIOR	1	PLG
10-10-1100		Modular Body Construction	1	PLG
10-10-2000	<	Structural Integrity Warranty The structural integrity of the body shall be guaranteed for the life of the unit, as long as the original purchaser shall own it.	1	PLG
10-10-2070		Finite Element Analysis	1	PLG
10-10-2100		Compartments, Aluminum Diamond Plate, welded	1	PLG
10-15-4000		Body mounting, Type I, rubber donuts, L-Duty	1	PLG
10-20-3300		Lowered Body Skirts, with Intermediate Step	1	PLG
		EXTERIOR DOORS, AMBULANCE	1	PLG
11-10-1060		Trimark 1875 Paddle Handle Power Locking, Entr. Doors Qty(3)	1	PLG
11-10-2510		Trimark 1875 Paddle Handles, Std Compartment Doors, (6)	1	PLG
11-20-1800	>	Gas Spring Pneumatic Door Checks -Classic & Titan	1	PLG
11-20-2020		Compartment "A" Door to Check Past 90 Degrees	1	PLG
11-20-2030		Compartment "C" Door to Check Past 90 Degrees	1	PLG
11-20-2050		Compartment "E" Door to Check Past 90 Degrees	1	PLG
11-20-3000		Compartment "D" Door to Check Past 90 Degrees	1	PLG
11-20-5000		Cast Products Grabber Rear Doors Hold Open, Polished Aluminum	1	PLG
	<	COMPARTMENT LAYOUT	1	PLG
		Exterior compartment dimensions reflect wall to wall measurements.		
12-10-3035		"A" Left Front (Extra Width) -23w x 86h x 21d -(w/Oxygen Window)	1	PLG
12-15-100E		"B" Left Side, 1/2 High -40w x 42h x 20d (use w/23" "A")	1	PLG
12-20-1420		"C" Left Rear, 3/4 High, outside access -26w x 59h x 20d	1	PLG
12-25-100A		"D" Right Front, In-Out Access -20w x 55h x 33d above floor -20d below floor	1	PLG

PART NO	S	DESCRIPTION	QTY	ID
12-30-120A		"E" Right Rear -24w x 83h x 21d	1	PLG
		COMPARTMENT DOOR PANELS, MATS, DECKING	1	PLG
13-20-1000		Compartment Door Panels, Alum, Diamond Plate	1	PLG
13-30-1M00		Stainless Steel Door Sills, Compt & Entrance	1	PLG
13-30-2000		Vent Compartments to Exterior of Vehicle	1	PLG
13-40-1000		Dri-Dek, Floors of Compartment, Black	1	PLG
13-40-2500		Rubber Mat, Shelves, Exterior Compartment	1	PLG
13-40-2800		Turtle Tile Non-skid Stepwell Mat (removable)	1	PLG
		COMPARTMENT CONFIGURATIONS AND EQUIPMENT	1	PLG
13-41-0100		Oxygen Bracket located in Compartment A	1	PLG
13-42-0300		(2) Adjustable Shelves, for compartment "B"	1	PLG
13-43-0250		(1) Adjustable Shelf, for compartment "C"	1	PLG
13-47-0470	<	Full Height Divider w/(3) Adjustable Shelves Compartment "E"	1	PLG
		Long Equipment Storage Compartment "E" Divider to be 12" off front wall w/10" shelves.		
13-70-0200		Bulbous mounts for (2) backboards Compt. "E"	1	PLG
13-70-1400		DELETE Hanger For Ferno EXL or #65 Scoop	1	PLG
13-70-4050	< >	Zico "Corner" mount - Customer Supplied- (for SCBA)	2	PLG
		Mount "Customer Supplied" ZICO Model # ABS Mount in corner of compartment. Mounting of (1) Corner Mount		
		Specify Location: Left/back corner of "C" compartment, stacked vertically Exact height TBD		
		REAR STEP BUMPER	1	PLG
14-10-2700		Lift-up Rear Step, Recessed, -Lic. plate left body	1	PLG
14-20-1000		Rear Dock Bumpers, Bolted to Bumper Ends	1	PLG
		ALUMINUM DIAMOND PLATE ACCESSORIES	1	PLG
15-10-1000		Front Stone Guards, Polished Diamond Plate	1	PLG
15-20-1050	<	Rub-Rails, C-Channel, offset , Bright-Finish (See Green + for Lights or Striping options)	1	PLG
15-30-2000		Running Boards, Flare type, Non-Slip Diamond Plate (F450 2-Door)	1	PLG
15-52-0100		Rear Diamond Plate Panel & Corner Guards	1	PLG
		EXTERIOR TRIM	1	PLG
16-10-1000		Fenderettes, Rolled, Polished Stainless Steel	1	PLG
16-30-1500		License Plate Holder w/LED Lt,Cast Prod Polish, Lt Side Body	1	PLG
16-35-1010		Fuel Fill Housing, Cast products, Polished (F-Series)	1	PLG
16-36-1010		DEF Fill Housing, Cast products, Polished (F-Series)	1	PLG
		EXTERIOR, MISCELLANEOUS	1	PLG
17-50-1000		Undercoat Body - AudioGuard	1	PLG
		BODY WINDOWS	1	PLG
18-10-1000	<	Window, Side Door (18"W x 22"H), Sliding, 31% Tint Transportation Products Inc. Window.	1	PLG
18-20-2000	<	Windows, Rear Doors, (15"W x 22"H), Fixed 31% tint Transportation Products Inc. Windows.	1	PLG
18-30-0800		-NO- Right Body Side Window -	1	PLG
		INTERIOR CONSTRUCTION	1	PLG
20-00-1000		Interior Construction Type - Standard Cabinets	1	PLG
		INSULATION	1	PLG
20-10-1200		Super Insulation Package, additional Radiant Barrier to Interior Body	1	PLG
20-10-2000		Sound Deadened Insulation, Entrance Doors	1	PLG
20-10-3000		Sound Deadened, Compartment Doors	1	PLG
20-10-5000		Sub-Floor, Expanded PVC Polymer	1	PLG
		FRONT BULKHEAD	1	PLG
21-10-0500		Type I, NO Walk-Thru, Sliding window cab to body	1	PLG
21-30-1000		Climate Control Unit Over Cab to Body Passage	1	PLG

PART NO	S	DESCRIPTION	QTY	ID
21-40-1500	<	Electrical Power Distribution Cabinet, Access Panels, vinyl covered Vinyl wrapped cover with an access panel with flush locking trigger latches	1	PLG
		RIGHT FRONT CABINET	1	PLG
21-45-1000		Right front, upper storage w/Life Defender sliding doors, 1 shelf	1	PLG
21-50-1000		Right front Lower, inside/outside storage	1	PLG
21-50-2000	<	Right front Lower, (2) adjustable shelves Shelves to be lined with ribbed rubber mat.	1	PLG
21-60-1000		Right front cabinet Lower, 1/2" acrylic doors	1	PLG
		RIGHT SIDE BENCH LAYOUT	1	PLG
22-00-1000		Squad Bench, Right side	1	PLG
22-20-0100		Backrest, Fixed, Standard Rectangular	1	PLG
22-24-0760	< >	"A" Bar Armrest, Head of Squad Bench, w-storage below-(used w-45 Grab Rail) Note: **Engineering reference A00XXXXXX squad design to fit 521 Brackets below. ***To be mounted to clear 45 degree grab rail on side door **Use 45 Grab Rail N005246-25 with this option Includes Sharps, Kendall 5qt #8507SA and a 8qt Rubbermaid trash container	1	PLG
22-24-0850		***** (Engineering will provide a custom stepwell for use with "A" Bar)	1	PLG
22-25-4130	<	Auxiliary Switch Panel, at Squad Bench above backrest Auxiliary location for dual switching of (6) momentary switch functions. Includes: Rectangular Lights, Left Dome, Right Dome, Door Lock/Unlock, Heat / AC Fan Speed and Oxygen Solenoid -(if selected) Note: Patient Procedure lights (if selected), will be tied to the Rectangular Light Switch Switches to be mounted horizontally above backrest in laminate covered switch pod.	1	PLG
22-25-4600	< >	Recessed "D" bottles, head of Squad Bench, at stepwell See "D" bottle storage in section # 80-43-XXXX	1	PLG
22-30-2000		Squad bench lid, Positive hold down device	1	PLG
22-45-0500	< >	O'head storage cabinet 7"h, Life Defender sliding doors-(KKK Compliant) For KKK Rev. F, Compliant Clearance Applies to 72" headroom vehicles only. Lift-up restocking not available. Glove box storage not available. Shelf not available. Includes Austin Life Defender Sliding Doors.	1	PLG
		LEFT SIDE MIDDLE (Base Cabinet)	1	PLG
23-10-1000		Left side attendant seat-(CPR Seat)	1	PLG
23-10-3000	>	Backrest cushion, fixed	1	PLG
23-10-4500		Seat cushion, lift-up, w/ latch, interior storage-Single CPR	1	PLG
		LIFE SUPPORT STATION	1	PLG
23-30-2000		Switch pod, above counter, vinyl covered	1	PLG
23-30-2010		Rear Main Switch Panel Located in LSS Switch Pod	1	PLG
23-30-2250		**No Radio Cut-Outs to be provided in LSS**	1	PLG
23-31-1500		Cabinet head of switch pod, hinged door, 1 shelf	1	PLG
23-32-0950	< >	(Reduced Hgt) Upper cabinet, 45 deg, w/Life Defender sliding doors, 1 shelf The Interior Height of this cabinet will approximately be 13 -1/4" High Includes Austin Life Defender Sliding Doors.	1	PLG
23-34-1500	>	Meganite counter, 1" lip, Left front, Color: Silver Mist	1	PLG
		LEFT REAR STORAGE CABINET	1	PLG
23-40-1050	<	Left rear full cabinet, upper, 45 deg w/Life Defender sliding doors 45 deg hinged door to be a White Acrylic overlapping door to act as a dry-erase,	1	PLG

PART NO	S	DESCRIPTION	QTY	ID
		writing surface.		
		Includes (1) adjustable shelf, installed in the sliding door portion of the cabinet and (1) adjustable shelf, installed in the 45 degree portion		
		Includes Austin Life Defender Sliding Doors.		
23-42-1500		> Meganite counter, 1" lip, Left rear, Color: Silver Mist	1	PLG
23-44-2010		< > Trash/Sharps Combo, tip out, below left rear counter	1	PLG
		Sharps Container 1qt.		
		Not available w/pull-out drawer option #12-35-10		
		INTERIOR CABINET DOORS	1	PLG
24-10-4M00		All Cabinet doors, Lexan/Acrylic, Clear	1	PLG
24-15-1000		Handles, full length, sliding doors	1	PLG
24-20-1000		Positive closure devices hinged doors	1	PLG
24-25-1000		Unistrut, interior cabinet shelves, "Mini"	1	PLG
		ENTRANCE DOORS	1	PLG
24-30-2000		Ent. Door panels, 3 section	1	PLG
		ABOVE DOOR HEAD BUMPERS	1	PLG
24-35-0100		Side Door Head Bumper	1	PLG
24-35-0500		Rear Door Head Bumper	1	PLG
		GRAB RAILS	1	PLG
25-10-1000		Grab rail, 72", s/steel, over squad bench	1	PLG
25-10-1500		Grab rail, 72", s/steel, over cot	1	PLG
25-10-3600		Grab rail, 18", at rear entrance doors, (2)	1	PLG
25-11-1A00		Grab rail, 45 deg, side entrance door, (1)	1	PLG
25-12-2000		Grab handle, spring loaded, rear ent door (2)	1	PLG
		SEAT BELTS	1	PLG
25-50-2000		Seat belt, attendant seat, Qty (1)	1	PLG
25-51-1000		Patient restraint strap, squad bench, Qty (3)	1	PLG
25-51-2020		< (2) Six point Seat Belt Harnesses - Curbside Seating (Full Bench w/ Patnt Restr)	1	PLG
		Qty: (2)		
		Loc: (2) Curbside Seating		
25-51-2030		< (1) Six point Seat Belt Harness - Street Side Seat	1	PLG
		Qty: (1)		
		Loc: Streetside Seating		
		COT MOUNT and COT MODEL	1	PLG
26-33-1000		< > Performance-LOAD - Floor Plate assembly Kit ONLY (SAE Compliant)	1	PLG
		For future install of Performance Load System		
		Mass casualty floor plate for mini rail clamp provisions shall be provided		
		I.V. HOLDER	1	PLG
26-50-1M10		Rubber I.V. holder, dual, recessed, over cot	1	PLG
26-50-2100		Rubber I.V. holder, dual, recessed, over squad bench	1	PLG
		INTERIOR COLORS	1	PLG
27-10-1000		Ceiling, white Thermoplastic	1	PLG
27-10-1510		Upper Laminate - High Gloss Fashion Grey D381-01	1	PLG
27-10-4210		Lower Laminate - High Gloss Fashion Grey D381-01	1	PLG
		INTERIOR UPHOLSTERY	1	PLG
27-20-5000		Upholstery, Flat-Seamless	1	PLG
27-20-5600		Upholstery Color: Gray	1	PLG
		ATTENDANT SEAT	1	PLG
27-36-1000		> Gray, Attendant Seat, EVS 17703, 3 Point Harness, ABS Back, Swivel, Sewn Vinyl	1	PLG
27-37-0100		** Confirm Seat color** - GRAY is the vehicle upholstery color	1	PLG
		FLOORING	1	PLG
27-53-2200		Lonplate II, diamond plate, Gunpowder (#424TX)	1	PLG
27-55-2000		Flooring rolled up side walls 3"	1	PLG
		CAB CONSOLE	1	PLG

PART NO	S	DESCRIPTION	QTY	ID
27-72-1010	<	Type I, Floor Mnt, switches, siren/radio - (2017+ F-Series) NOTE: (2) Cup holders are NOT included in the console. The cupholders are part of the map-box (See PDF)	1	PLG
27-74-1130	<	(Optional Hourmeter selected for Console) (Engineering Identifier Placement Line) Packaged to line 42-50-0050	1	PLG
27-75-0100		**No Radio Cut-Outs to be provided in Cab Console**	1	PLG
27-75-2050	< >	Map Box, Type I, Behind Cab Console, (2) pockets - (2017+ F-Series) includes (1) lexan divider See PDF	1	PLG
		MISCELLANEOUS INTERIOR	1	PLG
28-45-1320	< >	Glove box holder for (3) Boxes, recessed -over Side ent. Door Storage for (3) glove boxes over side entrance door with a hinged, lexan door and front facing access holes. NOTE: Width of right front upper cabinet must be decreased by approx. 3", and the O'head cabinet (above squad bench) will be decreased by approx. 3" also. Fits either: (3) *Large Boxes @ 9-5/8" x 5" x 3-1/8" ea. or (3) *Small Boxes @ 9-1/2" x 4-3/4" x 2-3/4" ea.	1	PLG
28-50-1000		Fasten Seat Belt/No Smoking Sign	1	PLG
		OXYGEN AND SUCTION	1	PLG
30-10-1000		Oxygen Outlet, Amico, dual, LSS	1	PLG
30-10-2000		Oxy Outlet, Amico, single, rt side- In O'head Cabinet	1	PLG
30-20-1000		Oxygen Solenoid, Amico, w/ manual override & switch	1	PLG
30-30-1000		Suction pump, electric, Thomas, switch in Rear Main Switch Panel	1	PLG
30-30-2400		Collection Bottle, SSCOR Disp. w/ white-regulator (KKK Compliant)	1	PLG
30-40-3000	<	PL Oxygen Monitoring System Analog pressure gauge with low pressure indicator and alarm	1	PLG
30-50-3500	>	Oxygen Bottle holder, Zico QR-MV, Multiversal	1	PLG
30-50-3850	<	***Attention: Please Specify Tank Letter Size used within this shop note Oxygen Tank Size is: _____ (example; M tank steel, M tank aluminum, H tank steel) This will allow the factory to preset the mounts for your customer.	1	PLG
30-60-4000		Regulator, Oxygen, Large Tank, (PLC-9662)	1	PLG
30-80-1000		Wrench, Oxygen Cylinder - (wall mounted)	1	PLG
		ELECTRICAL	1	PLG
40-00-0500	<	Electrical System Warranty The Electrical System shall be warranted for the life of the unit, as long as the original purchaser shall own it.	1	PLG
40-00-1200		Electrical 12 VDC, Classic-Series	1	PLG
40-00-1900		Electrical 12 VDC Specifications	1	PLG
		CAB ELECTRICAL	1	PLG
41-10-0100		Alternator, Dual with 355 amp combined output, OEM Ford F-Series	1	PLG
41-20-0800		Batteries, Dual Ford OEM, 1500CCA -(under hood)	1	PLG
41-30-3750		K3 -Ignition Switched, Module Disconnect	1	PLG
41-50-1000		Cab Under hood & Fender Electrical Connectors - Deutsch Type	1	PLG
		SWITCH PANEL	1	PLG
42-10-1000		Voltmeter, Analog, 8 to 18 volt, lighted	1	PLG
42-10-2400		Low Voltage Alarm & Indicator	1	PLG
42-15-2500	>	Rocker Switches, Carling Contura V	1	PLG

PART NO	S	DESCRIPTION	QTY	ID
42-20-0500		Battery On indicator light	1	PLG
42-20-1000		Warning Indicator, Door open, Red	1	PLG
42-20-2000		Warning Indicator, Compt open, Amber	1	PLG
42-20-3000		Warning Indicator, Audible alarm, Door/Compt	1	PLG
42-20-4200		Warning Ind/Audible, Parking Brake, Dual-Mode Alarm	1	PLG
42-21-0900		** Gooseneck Light Not Included with Vehicle **	1	PLG
42-25-6000		Throttle, Electronic Ford OEM (Diesel Engine Only)	1	PLG
42-30-1000		Back-up alarm, w/resetting cancel switch	1	PLG
42-35-1000	< >	Spotlight, Unity 5", wired direct to console - Unmounted- Spotlight Mount Bracket will be shipped loose so that the customer can mount it in their desired location.	1	PLG
42-35-2500	<	Work Light, Overhead (Cab) Sound Off, LED, R/W w/Switch on light With Red and Clear LED Bulbs, Switch on light. Located near the Center in the overhead in the Cab	1	PLG
42-45-2200	< >	Load Manager/Sequencer, PL Custom/Kussmaul (full time) RESPONSE AND SCENE AMPS CANNOT EXCEED 230 AMP FULL TIME Load Management of Emergency Lights	1	PLG
42-50-0050		Hourmeter, LCD, on Switch Panel	1	PLG
42-50-1100	<	Front Console Switch Panel Backlighting Dimmer Rheostat installed in front switch panel	1	PLG
42-60-2200	<	Air Horns, (2) Buell 1062, bumper valance mount 12V w/reserve tank and 1/3hp com System to use Large Air Compressor 1/3 hp Large Reserve tank, 2800 cu. in. capacity.	1	PLG
42-60-5000	<	Air Horn activation, Carling Momentary in Front Switch Panel Switch will have white rocker for easy identification.	1	PLG
42-65-1300		Pwr Lock Switch, Entrance, OEM Door switch- (if applicable)	1	PLG
42-65-1500	< >	Remote Keyless Entry w/Chassis Power Door Lock Control OEM door switches control cab & body doors.	1	PLG
42-65-2010		Power Door Lock Switch, Side Entrance Door	1	PLG
42-65-2020		Power Door Lock Switch, Rear Entrance Doors	1	PLG
42-65-2200	< >	Pwr Door Lock Concealed Override Switch, Grille -(KKK) Located in front grille area. This switch location is KKK compliant	1	PLG
42-78-S001	S <	White Warning Light Cutoff Switch There shall be a cutoff switch for forward facing white emergency lights. To be on/off, not momentary.	1	PLG
42-78-S002	S	Rear Module interior light cut-off. Momentary cutoff switch.	1	PLG
		EMERGENCY WARNING EQUIPMENT	1	PLG
		TRAFFIC PRE-EMPTION SYSTEM INSTALLATION	1	PLG
43-01-1000	<	Install Customer Supplied 3M Opticom, surface mount Provide circuitry and install customer supplied equipment. Location: Front of body The Opticom is to be tied into the sequencer and NOT the load manager. It will have its own switch in the front console and is to deactivate when not in a drive gear. The Opticom will be surface mounted, not recessed.	1	PLG

PART NO	S	DESCRIPTION	QTY	ID
43-01-V010	X	< Opticom Mounted in 798 Bezel Mount Kit (Mount Only Select Opticom Separatly) PL Cutom to supply bezel mount kit. To be used with model 792, 794, & 492 Emitter	1	
		SIREN	1	PLG
43-20-4G50		> Siren, Whelen 295SLSA1, w/diag.	1	PLG
43-20-5000		Siren-Horn Switch	1	PLG
43-2U-4850		< Siren Federal E-Q2B Siren, 100w Remote (additional) 100 watt w/surface mount control head. Siren will utilize (1) of standard selected bumper speakers. Primary siren will utilize remaining speaker.	1	PLG
		SIREN SPEAKERS	1	PLG
43-31-4270		Thru Bumper Speakers, CPI SAD/P 3806, (2) F-Series, 2011-on	1	PLG
43-38-S001	S	< Custom Siren Speakers IPOS Cast Sirens, use (1) Federal Signal BP200 and (1) ESC100C	1	PLG
		FRONT LIGHT BAR	1	PLG
43-40-0500		-No front Lightbar required-	1	PLG
		REAR LIGHT BAR	1	PLG
43-50-1000		-No rear Lightbar required-	1	PLG
		CAB MOUNTED LIGHTS	1	PLG
43-71-0600		> (2) Center Whelen 7x3 LED-Grille Light -(2) Red	1	PLG
43-71-1623		< *** No Grille Flange Required No Cast Grille Flange shall be provided for the grille lights. Applies to lights such as Whelen WION which are small enough to fit on the grille.	1	PLG
43-71-3900		(2) Whelen 500 Super-LED, Red -Fender	1	PLG
43-71-7520		Fender Cast Flanges, Cast Products, 500/TIR6 Lights (F-2017+ Chassis)	1	PLG
43-72-0000		* Please Verify Correct Grille/Fender Light Housing For Appropriate Light Size *	1	PLG
		BODY LIGHTING -(Full Catalog PDF here)>	1	PLG
		FRONT BODY VEHICLE LIGHTS -(Non-Emergency)	1	PLG
43-A1-0700		(2) 600-Whelen, Directionals -LED,Amb/Arrow, Front -(Loc:F1C&F7C)-Clear	1	PLG
43-A2-0050		* FRONT BODY LIGHTING -w/NO LIGHTBAR (PDF>)	1	PLG
43-A2-0250		< ** (7) Front Upper Lights & Directionals The (4) lights, outboard of the Center light position, shall operate from (1) console switch.	1	PLG
43-A2-0265		< > ** (7) Front Upper Lights & Directionals -"Staggered" -See PDF >>> The (4) lights, outboard of the Center light position, shall operate from (1) console switch.	1	PLG
43-A5-0030		< > Independent - Flash - No Vehicle Flasher All lightheads are flashed randomly using internal flashing program, without light to light synchronization.	1	PLG
43-A5-0060		< Program Flashing Lights to "Action Scan" Whelen flash pattern Lighthead will scroll through all available patterns and repeat	1	PLG
		FRONT BODY WARNING LIGHTS	1	PLG
43-B0-0100		> 9x7, 900 Sup-LED, Red, Front - (Loc: F1)	1	PLG
43-B0-1050		9x7, 900 Split Sup-LED, Red/White, Front - (Loc: F2)	1	PLG
43-B0-1250		9x7, 900 Sup-LED, Red, Front - (Loc: F3)	1	PLG
43-B0-1500		9x7, 900 Sup-LED, White Front -(Loc: F4)	1	PLG
43-B0-2600		9x7, 900 Sup-LED, Red, Front - (Loc: F5)	1	PLG
43-B0-3000		9x7, 900 Split Sup-LED, Red/White, Front - (Loc: F6)	1	PLG
43-B0-3200		9x7, 900 Sup-LED, Red, Front - (Loc: F7)	1	PLG

PART NO	S	DESCRIPTION	QTY	ID
		Whelen Primary Side Light package (PDF>)	1	PLG
43-F0-0100		9x7, 900 Sup-LED, Red, Left Side - (Loc: LS1)	1	PLG
43-F0-1100		9x7, 900 Sup-LED, Red, Left Side - (Loc: LS4)	1	PLG
43-F4-0100		9x7, 900 Sup-LED, Red, Right Side - (Loc: RS1)	1	PLG
43-F4-1100		9x7, 900 Sup-LED, Red, Right Side - (Loc: RS4)	1	PLG
		REAR BODY WARNING (Flashing) LIGHTS	1	PLG
43-H1-0100		**Whelen Independent, Rear Body Flashing Lights - CLEAR Lens	1	PLG
		REAR LIGHT LAYOUT -(No Lightbar or Traffic Advisor) (PDF>)	1	PLG
43-H5-0120		(3) Rear Upper Lights & (2) Window Level Lights	1	PLG
43-S0-0100		9x7, 900 Sup-LED, Red, Rear - (Loc: R1)	1	PLG
43-S0-0850		9x7 Sup-LED, Amber, Rear - (Loc: R4)	1	PLG
43-S0-1850		9x7 Sup-LED, Red, Rear - (Loc: R7)	1	PLG
		Rear Lights at Window Level	1	PLG
43-S0-2400		9x7 Split Sup-LED, Red/Amber, Rear - (Loc: R10B)	1	PLG
43-S0-3150		9x7 Split Sup-LED, Red/Amber, Rear - (Loc: R11B)	1	PLG
		SECONDARY (miscellaneous) BODY MOUNTED WARNING LIGHTS	1	PLG
43-T5-1300	<	Whelen 700 Series Red Super-LED, w/Flange, (2) Over Rear Wheel Color: Red (clear lens)	1	PLG
43-T5-3475	<	Heavy Duty Lighting LED Lights (8) Red - In "C" Channel Rub-Rails Lights will flash simultaneously, unless 43-T3-3590 has been added using Green+ Four on each side, Red, with black rubber bezel.	1	PLG
		FLASHING LIGHTS; OTHER	1	PLG
43-T6-1520	< >	Safety Lts, (6),3 Per Door- OS Series LED, Amber, Rear Ent Doors, Full time acti Lights are active anytime power is on and doors are open	1	PLG
43-T6-1530	< >	Safety Lts, (3)- OS Series LED, Amber, Side Ent Door, Full time activation Lights are active anytime power is on and doors are open	1	PLG
		REAR NON-EMERGENCY LIGHTS	1	PLG
44-10-1000	< >	Stop/Tail and Turn Signal -Light heads with color lenses Exterior vehicle Rear Stop/Tail & Turn light heads will have Color Lenses.	1	PLG
44-10-2500		Stop/Tail, (2) Whelen 600 Series LED-(color Lens) w/Flange	1	PLG
44-15-1M00		Back-up, (2) Whelen 600 Series, w/Flange	1	PLG
44-25-1800		Directional, (2) Whelen 600 LED -(color Lens) Amber Arrow	1	PLG
		AUXILIARY NON-EMERGENCY LIGHTS	1	PLG
44-30-1000	>	HD Mini Oval Marker/Clearance Lts, LED Front, Rear, (2) Sides	1	PLG
44-30-3000	>	Lower Side Marker, Flash w/Directionals, (2) ea side	1	PLG
		FLOOD LIGHTS	1	PLG
44-50-1040		(2) Whelen 9x7, 24-LED Opti -Scene Flood, Left side-(Loc:LS2, LS3)	1	PLG
44-50-1140		(2) Whelen 9x7, 24-LED Opti -Scene Flood, Right side-(Loc:RS2, RS3)	1	PLG
44-50-2060		(2) Whelen 9x7, 24-LED Opti -Scene Flood, Rear, (Loc; R12, R13)	1	PLG
44-60-1000		Right Side Scene Lights on with Side Door & Switch in Console	1	PLG
44-60-2000		Left Side Scene Lights w/On-Off Switch Console	1	PLG
44-60-3000		Rear Scene Lights on w/Rear Door Open/Reverse	1	PLG
44-60-4000	<	Rear Scene Lights, On-Off Switch in Console Rear floods switch shall also activate reverse lights.	1	PLG
44-60-5000		Right Side Scene Light Cancel Switch	1	PLG
44-60-6000		Rear Door Scene Light Cancel Switch	1	PLG
44-60-7000		Left/Right & Rear Flood Lights, On In Reverse	1	PLG
		CLIMATE CONTROL	1	PLG
45-10-1000		Ventilation, Flow-Thru, (2) Speed, Cast Products Rear Cowl	1	PLG
45-30-1Q00		Ducted Heater/Air Cond, Digital Thermostat -F-Series	1	PLG
45-35-1100		Auxiliary Coolant Pump Climate Control System	1	PLG
45-60-1000		Switch in Cab On-Off Control, Heater-A/C Unit	1	PLG

PART NO	S	DESCRIPTION	QTY	ID
		CEILING CONFIGURATION	1	PLG
45-99-0100		Ceiling Configuration for 6 Dome Lights, 4 Rectangular Lights & 2 Speakers	1	PLG
		INTERIOR LIGHTS	1	PLG
46-10-1L00	< >	(6) Dome Lights, Whelen Multi -LED, Hi-Lo, Qty (#80C0EHCR) Whelen Product change 5/6/13 -from 9 LED to 18 LED (same overall Lumens)	1	PLG
46-10-2000		Dome Lights Switched to LOW Mode w/Door Open	1	PLG
		EXTERIOR COMPARTMENT LIGHTS	1	PLG
46-20-1075	<	Lights, Ext. Compartments, TecNiq LED E41 Strip Lights (Vertical Linear Lights)	1	PLG
46-20-1150		Whelen LED Strip-Lite, Right Front In-Out Compt	1	PLG
46-20-1350		Oxygen Compartment Light Switch, Located in Rear Main Switch Panel	1	PLG
		AUXILIARY INTERIOR LIGHTING	1	PLG
46-20-2000		Heavy Duty LED panel Light, (LSS Area)	1	PLG
46-20-2550		Panel Light (LSS Area) Switch, Located in Rear Main Switch Panel	1	PLG
46-30-1100		Stepwell Light, LED, Located at Side Entrance Door	1	PLG
46-40-1P00		TecNiq E30, 42 LED Rectangular Ceiling Lights Qty (4)	1	PLG
46-40-3M10	<	Rectangular Lights "12 Volt Hot" 5-Minute Timer, Side Door 5 minute windup timer at side door, active with master power off	1	PLG
46-50-1000		Dome Light Switch, (1) Left, (1) Right	1	PLG
		MEDICAL OUTLETS	1	PLG
47-20-1000		12 volt Medical Outlet, Power Point, Loc: LSS	1	PLG
47-20-2000		12 volt Medical Outlet, Power Point, Loc: Right Front In/out	1	PLG
47-20-2500	< >	12 volt Medical Outlet, Power Point, Loc: Left Rear Outlet mounted 14" above the rear counter	1	PLG
47-50-1000		Medical Isolator, Shottky, Low Voltage Drop	1	PLG
47-50-1P20	<	Outlet, Kusmaul 5VDC Dual USB, installed in Cab Switch Panel For USB charging, Hot with body power or shoreline Qty: 1	1	PLG
47-50-1P30	<	Outlet, Kusmaul 5VDC, Dual USB, installed in LSS Switch Panel For USB charging, Hot with body power or shoreline Qty: 1	1	PLG
		ANTENNA/COMMUNICATION RADIO	1	PLG
47-60-0210	<	(2) Antenna Leads w/ Base and Cap Installed - Body Roof - (See PDF) Unless otherwise specified, lead will route to: (1) Front console (1) LSS Factory will drill a hole, mount base and cap at antenna location(s) specified above. Antenna bases are installed with nominal height adjustment. Persons installing antenna whip may be required to perform final adjustment.	1	PLG
47-60-6200	< >	Radio Power Lead, Rear Main Switch Panel Includes: (1) Red 10 gauge marked radio 12 volt Hot, 30 amp, (1) Black 10 gauge marked radio ground, (1) Orange 12 gauge marked 12 volt switched, 20 amp.	2	PLG
47-60-6500	< >	Radio Power Lead 30 Amp, 10 ga. Cab Console Includes: (1) 12 volt Hot wire with 30 amp circuit protection, (1) 12 volt switched wire with 20 amp circuit protection.	1	PLG
47-60-7000	< >	Radio Power Lead w/40 Amp Fuse, 8 ga. Behind driver seat Includes: (1) 12 volt Hot wire w/fuse holder & 40 amp fuse, (1) 12 volt switched wire w/fuse holder and 40 amp fuse.	1	PLG

PART NO	S	DESCRIPTION	QTY	ID
MISCELLANEOUS 12 VOLT ELECTRICAL				
48-15-1610	<	Back-Up 2-Camera System ASA Voyager w/7" Rear View Mirror Replacement Monitor ASA Voyager System Interior camera to be located on the front head bumper.	1	PLG
48-20-2000	>	Speakers, Stereo Volume Control Rear Sw Panel	1	PLG
48-50-3070		Intellitec, Clock, mounted on 45 degree Cabinet (LSS)	1	PLG
48-60-3700		Liquid Spring Control Left Rear Door Open w/ Override switch	1	PLG
ELECTRICAL 115 VOLT AC				
51-20-5020	< >	Shoreline, Super Auto-Eject 20 amp, Left Side, Color other, Above Compt. "B" Color of Cover: _____	1	PLG
51-30-1500	<	Shoreline/ Battery Charging Dual Indicator Lights Shoreline - Amber Indicator Battery Charger - Green Indicator	1	PLG
51-32-2000		Power Distr Box, 115v, w/20 amp Circuit Bkr	1	PLG
51-40-1000	< >	Engine Block Heater to Shoreline (If so equipped) Note: Includes block heater switch in Electrical cabinet. The heater should only be switched on during (cold weather) as per chassis owner manual guidelines.	1	PLG
51-40-3000		On-off Switch 115v, For Control of Block Htr	1	PLG
52-10-1200		Hospital Grade Lighted Outlet, Location: L/S/S	1	PLG
52-10-2000	< >	Hospital Grade Lighted Outlet, Location: Left Rear Outlet mounted 14" above the rear counter	1	PLG
52-10-3000		Hospital Grade Lighted Outlet, Location: Right Front In/out	1	PLG
BATTERY CHARGER / INVERTER CHARGER				
55-10-1200	< >	Inverter, Vanner 1050CUL-DC 1050 Watt, w/ 55 amp Battery Chr Deletes Standard Battery Charger	1	PLG
PAINT LUSTRE				
60-00-0005		Ten Year Paint Warranty (Paint Lustre)	1	PLG
60-00-0007		Paint Adhesion Testing	1	PLG
BODY AND CAB PRIMARY PAINT				
60-10-0240		*Body Two Color, Cab Single Color	1	PLG
60-10-2020		Paint Lower Modular Body	1	PLG
60-10-2245	<	Lower Body Paint Color Red Provide Paint Code _____	1	PLG
60-10-6030	<	**Paint Upper Modular Body , Color Other Than Unit Standard White, Provide Paint Code _____	1	PLG
60-11-0100	<	Upper Body Paint Color Black Provide Paint Code _____	1	PLG
60-12-3533		Paint Break Location 12" Below Upper Body Cove	1	PLG
60-15-0850	< >	*OEM Standard Chassis Color -order other than white NOT ALL PAINT COLORS AVAILABLE FROM CHASSIS MANUFACTURER. - Check current OEM paint color chart. CHECK WITH PL FACTORY ON AVAILABILITY. (Price to be adjusted when the factory verifies the Chassis can be ordered in color specified)	1	PLG
60-15-1492	S <	***Indicate here: Chassis OEM (non-white) color INPUT: OEM Chassis Color: Vermilion Red INPUT: OEM Chassis Color Code: (VSO #W4665D)	1	PLG

PART NO	S	DESCRIPTION	QTY	ID
ADDITIONAL VEHICLE PAINT, SECONDARY				
61-05-0008		No Additional Paint Required	1	PLG
65-50-4030	< >	Reflective (Color) Tape Stripe 3/4" Outline, on interior of Entrance Doors Reflective 3/4" Outline	1	PLG
		COLOR: _____		
TECHNICAL RADIO INSTALLATION				
70-10-0500		No Technical Radio Installation	1	PLG
CHASSIS EQUIPMENT				
75-10-1S00		Stainless Steel Wheel Inserts F- 08+, with -19" wheel	1	PLG
75-30-1000		Liquid Spring Suspension System (F450)	1	PLG
75-45-3500	>	Oversized Reserve Air Tank	1	PLG
75-55-1200	<	Mirrors, Ford OEM F-Series Trailer Tow w/Power-Heated Glass Include Integrated clearance lights and turn signals.	1	PLG
75-60-1000		Mud Flaps, Rear, Light Duty Chassis	1	PLG
75-95-2500		Ford Series Front End-Caster Camber Align	1	PLG
EQUIPMENT				
80-35-2K30	<	Fire Extinguisher, ABC, 5lb, Qty:(2) w/Amerex #861 H Bracket (SAEJ3043 Comp) Shipped loose. Includes #861H Amerex Mounts	1	PLG
80-43-4250	< >	Bottle Brackets, Zico-Quick-Release, Strapless (2) , (D Bottle) Model QR-D-2 Located in the recessed stepwell area Qty (2)	1	PLG
80-50-1000		Prep, Clean & Detail Vehicle for Delivery	1	PLG
CHASSIS				
95-12-194L	<	2019 FORD F450-Super Duty, 4x4, 108" CA, XLT Trim Ford F450 Chassis Cab Four Wheel Drive Wheelbase 193" - 108" CA Dual Rear G.V.W. 16,500 lbs.	1	PLG
		Powertrain/Functional: Engine: 6.7L "Powerstroke" Turbo Diesel V8 300 hp @2800 RPM, 660 lbs torque @1600 RPM Single Stage Turbo Charger Instant Start Glow Plugs for quick engine starts Diesel Emissions Fluid 6 gallon tank - mounted behind frame rail on drivers side Intelligent Oil Life Monitor Engine block heater Water Pump with 125 gallons per minute flow rate		
		Transmission: Heavy Duty "TorqShift" Six Speed Select Shift Automatic with overdrive		
		Electronic Shift on the Fly with automatic locking front hubs with manual override.		
		Brakes - 4 wheel Anti-lock Braking System Traction Control - DRW Models		
		Fuel Capacity: 40 gallon single tank (aft axle)		
		Front Axle: 7,000 lb. Monobeam, Dana Super 60 Rear Axle: 12,000 lb. Full Floating Dana S110		
		Suspension:		

PART NO	S	DESCRIPTION	QTY	ID
		<p>Heavy Duty Front Coil Springs (7,000 lbs.) Rear Leaf Springs, main & auxiliary (12,000 lbs) Shock absorbers, front & rear 1.38" Stabilizer bar, front and rear Power Steering Steering Damper</p> <p>Instrumentation: multifunction switch message center - Gauges: Oil Pressure, Coolant Temperature, Trans Temp, w/Indicator Lights, Tachometer, Trip Odometer, Turbo boost, water in fuel warning light, low/contaminated diesel exhaust fluid warning lights, glow plug preheat indicator</p> <p>Ambulance Prep Package - 47A Rear axle 4.10 Limited Slip #X4N Auxiliary transmission oil cooler Dual OEM HD Alternators (total 377 amps) 67B Dual 750 CCA Batteries Stationary elevated idle control (SEIC) Operated Commanded Regeneration (OCR) #98R</p> <p>Safety/Security: Driver/Passenger frontal and side air bag/curtain Passenger side air bag deactivation switch Belt-Minder - chime & flashing warning light on instrument panel if belts not buckled Safety Belts - color coordinated with height adjustment (front outboard seating positions only) SOS Post-Crash Alert System Securi-lock Anti Theft Ignition</p> <p>Tires: Front & Rear LT225/70R 19.5G All Season (6) #TFB Spare Tire: LT225/70R 19.5G (All Season) Wheels; 10 hole Disc, 19.5" x 6" Steel</p> <p>Exterior Trim: Dual Electric Horns Chrome Front Bumper & Grille Surround Mirrors: Black POWER Telescoping Trailer tow w/Power-Heated Glass, integrated clearance lights and two way fold away Front Tow Hooks Lights - roof/marker clearance lights Under Hood Service Light Dual Beam Jewel Effect Headlights</p> <p>XLT Interior Cab Trim: #653A Air Conditioning Cloth Headliner, Map Pockets AM/FM Radio w/CD/Mp3 Player/Clock SYNC3 8" LCD Productivity Screen in IP Cluster (#918) Overhead Console with dual storage bin and map lights Interval Windshield Wipers Tilt Steering Wheel/Speed Control - steering wheel mounted Power Windows/Door Locks Black Vinyl Floor (No Floor Mats) Headlights on audible alarm Dual overhead Map Light Daytime Running Lights Front seats, high series cloth - 40/20/40 #3S</p>		

PART NO	S	DESCRIPTION	QTY	ID
95-12-6150	<	Color Scheme: Exterior Color: Oxford White #Z1 Interior Color: MEDIUM EARTH GRAY	1	PLG
	>	<i>F350/F450/F550 Vermillion Red (VSO #W4665D)</i> This option, when selected, takes precedence over the option in the standard chassis spec: VERMILLION RED (VSO #4665D) REQUIRES SPECIAL ORDER CHASSIS		
96-10-4099 96-32-1500		<i>>>>Chassis special ordered to match body color, SOPR chassis required<<<</i> Fuel "Full Tank" -F-Series	1 1	PLG PLG



FINANCE DEPARTMENT PURCHASING DIVISION

10 N. MAIN ST., 13TH Floor, Mount Clemens, Michigan 48043
Phone: (586) 469-5255 Fax: 586-469-6612
www.MacombCountyMi.gov/Purchasing

Peter Provenzano, CPA
Finance Director

Polly A. Helzer
Purchasing Manager

TO: All Michigan State and Local Government Agencies

FROM: Tammy Goike
Fleet Manager – Macomb County

DATE: March 7, 2018

SUBJECT : Macomb County Cooperative Bid # 71-15, 04/17, & 53-17 Vehicle Award

Signature Ford-Lincoln has been awarded the contract on all Ford vehicles listed below for Macomb County Bid # 71-15, through the 2018/2019 Model Year.

- Taurus
- Escape
- Focus
- Flex
- Explorer
- Expedition
- Fusion and Fusion Hybrid
- Police Interceptor Sedan and Utility
- Police F150 and Hybrid Responder
- Transit Van and Wagon 150-350
- Transit Connect Van and Wagon
- E350/E450 Cutaway Chassis
- F150, F250, F350 SRW and F350 DRW Pickups
- F350 SRW, F350 DRW, F450 DRW and F550 DRW Chassis Cabs

If you have any questions, please feel free to call (586) 791-3117. Thank you for participating in this year's vehicle bid process.



July 25, 2018

City of Novi
Attn: Mike Rhatigan
45175 W. Ten Mile Road
Novi, MI 48375

Attn: Mike Rhatigan:

Price on 2019 Vehicle State of Michigan Contract# 071B1300009 and Macomb County Contract# 71-15 Bid:

2019 Ford F250 Crew Cab 4x4 Pickup 6 3/4' Box in Red \$32,943.00 ea

Standard Service Contract: 36,000 miles or 36 months factory Bumper to Bumper Warranty and 60,000miles 60 months Powertrain Warranty . Service to be handled by your local Ford Dealer.

Order Cutoff Date: TBD.

Ford Motor Company does not guarantee delivery---Ford Motor Company will make reasonable efforts to schedule orders received prior to fleet order cut-off date.

Payment requirements: All departments to pay on delivery of vehicle. 30-day grace period will be given if previous arrangements have been made. A \$9.50 per day floor plan will be charged if payment is not at the dealership within 30 days of delivery of the vehicle (s).

If you have any questions please call me, 888-92-FLEET (923-5338)

Respectfully Submitted,

Bill Campbell

Bill Campbell
Government & Fleet Sales

Macomb#71-15 T.4, T.5, T.6, T.7, T.8, T.9
2019 F-250 Reg. Cab,
SuperCab, Crew Cab
Major Standard Equipment

MECHANICAL

- Brakes – Four-Wheel Disc Anti-lock Brake System
- Engine 6.2L 2 Valve Gas SOHC EFI NA V8 (Flex-Fuel)
- Fuel Tanks
 - 29 Gallon (Diesel Engine) — 142" or 148" Wheelbase
 - 34 Gallon (Diesel Engine) — 160" or 164" Wheelbase
 - 34 Gallon (Gas Engine) — NA 176" Wheelbase
 - 48 Gallon (Gas and Diesel Engine) — 176" Wheelbase
- TorqShift-G six-speed automatic w/SelectShift®

EXTERIOR

- Bumpers – front & rear, black painted
- Doors
 - Two (Regular Cab only)
 - Four (SuperCab/Crew Cab only)
- Fender vents – front
- Front License Plate Bracket
- Glass – solar-tinted
- Grille – black painted
- Handles – door & tailgate, black
- Jack
 - 2-Ton mechanical (250/350 SRW)
- Lamps – pickup box and cargo area
- Moldings – tailgate and box-rail
- Tailgate – Removable w/key lock & Tailgate Lift Assist
- "Three-Blink" lane change signal
- Tow hooks – front, two (2)
- Trailer Sway Control
- Trailer Tow Package – 7-wire harness w/relays & 7/4 pin connector
- Tires – LT245/75R17E BSW A/S (5)
- Wheels F-250/F-350 SRW – 17" Argent Painted Steel w/painted hub covers/center ornaments
 - Spare tire, wheel, lock & carrier
- Windshield wipers – intermittent

INTERIOR/COMFORT

- 2.3" Productivity Screen in IP Cluster
- Air conditioning – manual, single zone
- Cabin Air Particulate Filter
- Convenience
 - Coat hooks – LH/RH color-coordinated
 - Dash top tray
 - Dome Lamp – LH/RH door activated & I/P switch operated w/delay
 - Handles, grab – driver & front-passenger
 - Handles, roof ride – front-passenger (also over rear-doors on Crew Cab)
 - Map lights – dual (front and rear w/Crew Cab)
 - Powerpoint, auxiliary
- Door-trim – armrest/grab handle & reflector
- Floor covering – Black, full length vinyl
- Headliner – color-coordinated cloth
- Hood release
- Horn – dual electric
- Instrumentation – Multi-function switch message center w/Ice Blue® Lighting
- Instrument panel – color-coordinated w/dual glove box, 4 air registers w/positive shut off, powerpoint
- Instrumentation – Multi-function switch message center w/Ice Blue® Lighting
- Mirror – rearview 11.5" day/night
- Outside Temperature Display
- Overhead console w/dual storage bins and map lights (NA Regular Cab)

- Powerpoint – auxiliary two (2) in instrument panel
- Scuff plates – front, color-coordinated
- Seats – Front, HD vinyl, 40/20/40 split bench w/center armrest, cupholder and storage (manual lumbar – driver's side), front center-seat w/integrated restraint
- Steering – power
- Steering – damper
- Steering wheel – black vinyl with tilt and telescoping steering wheel/column; includes three (3) button message control
- Sun visors – color-coordinated vinyl, driver w/pocket, passenger w/uncovered mirror
- Window – Rear, fixed
- Windshield Wipers – intermittent

SAFETY/SECURITY

- AdvanceTrac® with RSC® (Roll Stability Control)
- Airbags
 - Driver and Passenger frontal and side airbag/curtain
 - Passenger side airbag deactivation switch
- Belt-Minder® (front safety belt reminder)
 - chime & flashing warning light on I/P if belts not buckled
- Child tethers (Regular Cab, front-passenger and all rear-seating positions)
- Center High-mounted Stop Lamp (CHMSL)
- Driver and passenger frontal and side airbag/curtain; passenger side deactivation Switch
- Headlamps – Quad beam jewel effect halogen
- Individual Tire Pressure Monitoring System
- Mirrors – manually telescoping two-way fold trailer tow with manual glass
- Safety belts – w/height adjustment D-ring
- Safety Canopy® System
- SecuriLock® Passive Anti-Theft System; includes MyKey® owner controls feature (PATS)
- SOS Post-Crash Alert System™
- Stationary Elevated Idle Control
- Underhood service light

DRIVER ASSIST

- AutoLamp (Auto On/Off Headlamps) with Rainlamp Wiper Activated Headlamps
- Hill Start Assist
- Rear View Camera

FUNCTIONAL

- Audio – AM/FM stereo (speakers; four (4) w/Reg. Cab, six (6) w/Super and Crew Cabs)
- Axle
 - Twin I-beam front axle w/coil spring suspension (narrow front track) – 4x2 (F-250 and F-350)
 - Mono-beam front axle w/coil spring suspension (narrow front track) – 4x4 (F-250 and F-350)
 - Rear – Non-Limited-Slip (F-250/F-350)
- Battery
 - Gas engine – 650-CCA, 72-AH (XL only)
 - Diesel engine – 750-CCA, 78-AH, dual (6.7L Power Stroke® Diesel engine)
- Electronic Shift on the fly 4x4
- Heavy-Duty Alternator (157 AMP)
- Intelligent Oil-Life Monitor® (6.7L Power Stroke® Diesel engine)
- Oil minder system (6.2L Gas engine)
- Shock absorbers – heavy-duty gas
- Stabilizer bar – front

9950# GVWR Regular Cab 8 Ft. Box, 142"WB, 10000# GVWR

[] Base Price 4x2 (F2A/600a), (T.4)	\$21,696.00
[] Base Price 4x4 (F2B/600a), (T.6)	\$24,249.00
[] Base Price 4x4 (F2B/600a), (T.9) (6.7L Diesel Engine)	\$32,844.00

10000# GVWR SuperCab 6 3/4 Ft. SHORT Box, 148"WB, 10000# GVWR

[] Base Price 4x2 (X2A/600a)	\$23,915.00
[] Base Price 4x4 (X2B/600a), (T.7)	\$26,202.00

10000# GVWR SuperCab 8 Ft. Box, 164"WB, 10000# GVWR

[] Base Price 4x2 (X2A/600a), (T.5)	\$23,921.00
[] Base Price 4x4 (X2B/600a) (T.8)	\$26,382.00

10000# GVWR Crew Cab 6 3/4 Ft. SHORT Box, 160" WB, 10000# GVWR

[] Base Price 4x2 (W2A/600a)	\$25,321.00
[x] Base Price 4x4 (W2B/600a)	\$27,778.00

10000# GVWR Crew Cab 8 Ft. Box , 176" WB, 10000# GVWR

[] Base Price 4x2 (W2A/600a)	\$25,501.00
[] Base Price 4x4 (W2B/600a)	\$27,962.00

<u>Available Standard Options</u>	<u>Option</u>	<u>Price</u> <u>Reg.&Super/Crewcab</u>
[] 6.7L Power Stroke 4V Diesel V8 (B20)/TorqShift 6-Spd Auto.	99T/44W	8,595.00
[] CNG/LPG Fuel Capable Engine (w/ 6.2L only)	98F	315.00
[] Engine Block Heater	41H	100.00
[] Seats, 40/20/40 Split Bench Cloth	1S	100.00/315.00
[] Seat, Vinyl High Back Buckets (Regular Cab only)	LS	355.00
[x] Seats, Cloth High Back Buckets	4S	515.00/615.00
[] Tires, LT245/75Rx17E All-Terrain (5)	TBM	165.00
[x] Tires, LT265/70R17E OWL All-Terrain (4)(Spare is BSW)	TCD	455.00
[] CNG/LPG Prep Fuel Capable Engine	98F	315.00
[] Engine Idle Shutdown (avail. w/6.7L diesel Only)	63T	250.00
[] Operator Commanded Regeneration (OCR) (6.7L Diesel Only)	98R	250.00
[x] Power Windows, Locks, Heated Mirrors, and Remote Keyless Entry	90L/54K	915.00/1125.00cc
[] Powercode Remote Start System(Req. Power Equip. Grp.)	76S	195.00
[] Dual Alternators, Diesel only (total of 377 amps)	67B	115.00
[x] Extra-Extra Heavy Duty Alternator 240 amp (Gas Engine Only)	67E	85.00
[x] Dual Batteries (78 Amp.) (Gas Engine Only)	86M	210.00
[x] 110V/400W Outlet	43C	75.00
[] Keys Extra (Regular) \$75.00 x __ =	Sig	75.00 ea
[] Keys Extra (With Power Group) \$220.00 x __ =	Sig	220.00 ea
[x] Trailer Brake Controller	52B	270.00
[] Transmission Power Take-Off Provision , Diesel Only	62R	280.00
[] Manual Shift on Stop 4-Wheel Drive System (Floor Shift Lever)	21M	N/C
[x] Cab Steps Molded Black	18B	320.00/445.00
[] Privacy Glass with Heated Backlight/Rear Window Defrost	43B/924	90.00
[x] Reverse Vehicle Aid Sensor	76R	245.00

[] Roof Clearance Lights	592	80.00
[] Tailgate Step, Incl. Tailgate Assist, Step & Handle	85G	375.00
[] Speed Control	525	235.00
[x] Upfitter Switches (6) located in overhead console)	66S	165.00
[] Upfitter Interface Module	18A	295.00
[] 9900 GVWR Package	68D	100.00
[] 4x4 Off-Road Pkg (Incl.Skid Plates, E-Locking Axle & AT Tires)	17X/X3E/TBM	950.00
[] Snow Plow Prep Package(N/A with 67H)	473	185.00
[] Camper Package	471	160.00
[] Snow Plow/Camper Package	47B	245.00
[x] Suspension Package, Heavy Service(N/A with 473)	67H	125.00
[] XL Decor Group (Chrome front and rear step bumper, Bright chrome hub covers and center ornaments)	17F	220.00
[] XL Value Pkg (Chrome front and rear step bumper, Bright chrome hub covers and center ornaments, SYNC & Cruise Control	96V	1000.00
[] SYNC Bluetooth System	585	550.00
[] Pickup Box Delete(8' box only)	66D	(465.00)
[] Rearview Camera Prep Kit for Box Delete (Includes Loose Camera, Wiring Bundle, and Electrochromic Mirror w/Video Display)	872	470.00
[] Heavy Service Package for Pickup Box Delete Only	63R	125.00
[] Spare Tire & Rim (for Box delete only)	512	295.00
[] Axle, Electronic Locking	X3	390.00
[x] Daytime running Lights	942	45.00
[x] Skid Plate Package	41P	100.00
[] Box Link Cleats	66B	75.00
[] Drop in Plastic Bedliner	85L	350.00
[x] Tough Bed(Spray-in-bedliner)	85S	540.00
[] Bed Mat(N/A w/85S Tough Bed Spray-in-Bedliner)	85M	180.00
[x] Splash Guards/Mud Flaps	61S/62S	130.00
[x] Wheel Well Liner	61M	180.00
[x] Exterior Backup Alarm	76C	140.00
[] LED Box Light (Not Available with LED Warning Strobes 91S)	66L	60.00
[] LED Warning Strobes-Amber	91S	655.00

Total Price \$32,943.00 ea

Colors for F-250

Exterior Colors	Interior Steel (Grey)	
Race Red	[PQ]	[x]
Blue Jeans Metallic	[N1]	[]
Ingot Silver Metallic	[UX]	[]
Agate Black	[UM]	[]
Oxford White	[Z1]	[]
Magnetic Metallic	[J7]	[]
Stone Gray	{D1}	[]
SPECIAL PAINT		
School Bus Yellow Add \$660.00	[BY]	[]
Omaha Orange Add \$660.00	[MB]	[]

Priority One Emergency



5755 Belleville Rd, Canton, MI 48188
 TX: 734-398-5900 FAX: 734-398-5904
 www.priority1emergency.com

Quote

76667

7/24/2018 1:08PM

Expires: 8/24/2018

Station: 8

Account: 321 Code: 321

By: JRB

W: 248 735-5688 F: 248 349-1724

Page 1

Terms: 30

Justin Braden

Bill To:

**Finance Department
 Novi Fire Department
 45175 W. Ten Mile
 Novi, MI 48375**

Ship To:

**Jeff Johnson
 Novi Fire Department
 42975 Grand River
 Novi, MI 48375**

SKU	Description	Quantity	Price	Total
F4R2RRRR	Front Warning Whelen Freedom 55" Lightbar Roto Includes Opticom Inalled in Lightbar	1.0	5899.99	5899.99
SSFPOS	Whelen HL Flasher	1.0	63.99	63.99
57-3905	Westin HDX Grille Guard Spr Dty	1.0	659.99	659.99
M4RC	Whelen M4 LED Red/ Clear Lens Side of Grille Guard/Front Intersection	2.0	129.99	259.98
M6RC	Whelen M6 Series LED Red/ClearLens Front Grille/Guard Lights	2.0	159.99	319.98
I2D	Side Warning Whelen Duo Ion Red/White	4.0	120.99	483.96
TLIR	Two Each Side Under Rocker Panels. White on Slide 3/ White Steady OverRide Whelen TION Red	4.0	99.99	399.96
SLFLASH	Two Each Side of Rear Cap Whelen Smart Logic Custom FLSHR	1.0	174.99	174.99
IONBKT1	Rear Warning Whelen ION License Plate Bracket	1.0	25.99	25.99
I2D	Whelen Duo Ion Red/White	2.0	120.99	241.98
TADF8	White on Slide 3/OverRide Whelen DUO TA Red/Amber	1.0	1199.99	1199.99
TANBKT1	Whelen Robust Bracket For 500 TA	2.0	16.99	33.98
RIG202213	Rigid D-Series Spot Pods	1.0	189.99	189.99
SSF5150D	Lower Hitch Area Lighting Whelen Tail Light Flasher	1.0	73.99	73.99
F63PC	Interior Bed Components Whelen 63" Compt Tube Light	2.0	279.30	558.60
LTA-WHP18	One Each Side Roof Compartment Light 30" Swivel Led Light Fixture	1.0	69.99	69.99
295SDA1	Siren/Light Controller Whelen Dual Siren System	1.0	574.99	574.99
SA315P	Whelen Siren Speaker	2.0	204.99	409.98
SAK61P	Whelen SA-315 Bracket F-Series	1.0	0.00	0.00
SAK61D	Whelen SA-315 Bracket F-Series	1.0	0.00	0.00

Priority One Emergency



5755 Belleville Rd, Canton, MI 48188
 TX: 734-398-5900 FAX: 734-398-5904
 www.priority1emergency.com

Quote

76667

7/24/2018 1:08PM

Expires: 8/24/2018

Station: 8

Account: 321 Code: 321

By: JRB

W: 248 735-5688 F: 248 349-1724

Page 2

Terms: 30

Justin Braden

Bill To:


**Finance Department
 Novi Fire Department
 45175 W. Ten Mile
 Novi, MI 48375**

Ship To:

**Jeff Johnson
 Novi Fire Department
 42975 Grand River
 Novi, MI 48375**

Spot Light				
330PL-0002	Unity Spot Light Black	1.0	154.99	154.99
189	Unity Install Kit	1.0	39.99	39.99
P46FLC	Whelen Par46 LED Replc Spotlight	1.0	199.99	199.99
Console Components				
C-TMW-F150-03	Havis 2015 F150 Tunnel Plate	1.0	120.99	120.99
PKG-CON-139	Havis 24" Console Enclo Package	1.0	536.99	536.99
Includes One Arm Rest/Cup Holder/USB 12 Outlet				
C-ARM-102	Havis Shields Arm Rest	1.0	56.99	56.99
C-EB40-CCS-1P	Havis Equipment Bracket	1.0	0.00	0.00
C-EB40-PAN-1P	Havis Equipment Bracket	1.0	0.00	0.00
C-EB30-CH7-1P	Havis Face Plate	1.0	0.00	0.00
C-AP-0325	Havis Accessory Pocket	1.0	37.99	37.99
C-FP-2	Havis 2" Filler Plate	1.0	0.00	0.00
C-DMM-133	Havis Swing Out Mount	1.0	309.99	309.99
90942	Motorola Coax Antenna Cable	2.0	29.99	59.98
LABOR	Labor	22.0	95.00	2090.00
PARTS	Wire, Fuses, Connectors, Loom,	1.0	450.00	450.00

Priority One Emergency



5755 Belleville Rd, Canton, MI 48188
TX: 734-398-5900 FAX: 734-398-5904
www.priority1emergency.com

Quote

76667

7/24/2018 1:08PM

Expires: 8/24/2018

Station: 8

Account: 321 Code: 321

By: JRB

W: 248 735-5688 F: 248 349-1724

Page 3

Terms: 30

Justin Braden

Bill To:

**Finance Department
Novi Fire Department
45175 W. Ten Mile
Novi, MI 48375**

Ship To:

**Jeff Johnson
Novi Fire Department
42975 Grand River
Novi, MI 48375**

SubTotal:	15,700.22
Exempt:	0.00
TOTAL:	15,700.22

Attention ALL Net 30 accounts: Prices quoted are contingent on your agreement to pay invoices within 30 days Please note due to many unforeseen circumstances in the production of emergency vehicles, we regret we can only estimate, not promise, a completion time. Your understanding is greatly appreciated.

Priority One Emergency



5755 Belleville Rd, Canton, MI 48188
TX: 734-398-5900 FAX: 734-398-5904
www.priority1emergency.com

Quote

76754

8/02/2018 3:03PM

Expires: 9/02/2018

Station: 8

Account: 321 Code: 321

By: JRB

W: 248 735-5688 F: 248 349-1724

Page 1

Terms: 30

Justin Braden

Bill To:

**Finance Department
Novi Fire Department
45175 W. Ten Mile
Novi, MI 48375**

Ship To:

**Jeff Johnson
Novi Fire Department
42975 Grand River
Novi, MI 48375**

SKU	Description	Quantity	Price	Total
MISC	MISC ARE V-Series Fiberglass Cap Painted to Match Solid Painted Panel Side Access Doors Front Solid Glass Rear Solid Glass Standard T Handle Locks Tool Box Compartments Both Sides 2018 Ford F-Series Super Duty	1.0	2999.99	2999.99

SubTotal: 2,999.99
Exempt: 0.00
TOTAL: 2,999.99

Attention ALL Net 30 accounts: Prices quoted are contingent on your agreement to pay invoices within 30 days Please note due to many unforeseen circumstances in the production of emergency vehicles, we regret we can only estimate, not promise, a completion time. Your understanding is greatly appreciated.



4242 S. Eagleson Rd. Suite 102, Boise, ID 83705
 Ph: (800) 752-0706
 Duns: 181936493, Cage Code: 1EZW8,
 Fed ID: 45-5379813

Date 7/24/2018
 Expiration Date 9/30/2018

**Quotes are valid for 60 days only.
 Please call for updated pricing.**

Contact Information

Name	Mark Theisen	Quote Name	Prop 13720
Mobile	(248) 756-4450	Account Type	End User
Phone	(248) 349-2162	Carrier Design	EB-1575 frame and deck with Four Seasons unit
Email	mtheisen@cityofnovi.org	Vehicle Details	2019 Ford F250 6¾ ft bed

Shipping and Billing Information

Bill To Name	Novi Fire Dept.	Ship To Name	Novi Fire Dept.
Bill To	42975 Grand River Avenue Novi, MI 48124	Est. Ship Weight	885
Account Terms	Net 30		
Est. Lead Time (weeks)	8 weeks		

Quantity	Product Code	Product Description	Custom Change Order	Sales Price	Total Price
1.00	EB-1575	75" Extendobed steel frame assy, w/ full extension lock & plywood platform (48"W x 75"L), w/ short side rails. Mounting hardware included; 1500 lbs. capacity	*Energy Chain, std	\$1,695.00	\$1,695.00
1.00	Four Seasons-L	Four Seasons Carrier Includes: - Safety screen w/ (2) narrow tool racks - Slide-out mounting wall w/ enclosure - Full height center divider & backsplash - Collapsible easel board w/ storage rack - Full-extension drawer out passenger side - Reversible magnetic map board w/ fold-down table - Steel frame & platform deck will be coated with a protective sealer - Energy Chain (electrical conduit)		\$4,647.00	\$4,647.00
1.00	Crating	Crating		\$135.00	\$135.00
1.00	Ship	Please provide correct shipping address at the time of order. If shipping address is changed once the shipment has left our facility, the buyer will be responsible for any additional shipping costs.	Shipping price valid for	\$493.00	\$493.00

Additional Notes

TERMS:

- **Prepay** requires payment before unit can be released into production.
- **Net 30** requires payment 30 days after invoice is created.

NOTE: 1½% per month charge on unpaid balances will be added to past due accounts.

SHIPPING: Please request for lift-gate delivery truck if you do not have a fork-lift or loading dock on delivery site. We will charge an extra \$140 for a lift-gate delivery truck to come on site and unload for you.

LEAD TIMES: are estimations only. Please confirm at the time order.



4242 S. Eagleson Rd. Suite 102, Boise, ID 83705
 Ph: (800) 752-0706
 Duns: 181936493, Cage Code: 1EZW8,
 Fed ID: 45-5379813

Date 7/24/2018
 Expiration Date 9/30/2018

**Quotes are valid for 60 days only.
 Please call for updated pricing.**

		*** If damage is suspected at time of delivery, the receiver MUST notate "DAMAGED" on receipt. ***	30 days.		
1.00	Credit Card Fee	If paying by credit card add 3%		\$0.00	\$0.00

Totals					
	Created By	Admin & Shipping	Grand Total		\$6,970.00
	Last Modified By	Admin & Shipping			

Additional Notes

TERMS:

- **Prepay** requires payment before unit can be released into production.
- **Net 30** requires payment 30 days after invoice is created.

NOTE: 1½% per month charge on unpaid balances will be added to past due accounts.

SHIPPING: Please request for lift-gate delivery truck if you do not have a fork-lift or loading dock on delivery site. We will charge an extra \$140 for a lift-gate delivery truck to come on site and unload for you.

LEAD TIMES: are estimations only. Please confirm at the time order.