



CITY of NOVI CITY COUNCIL

www.cityofnovi.org

Agenda Item 8
September 24, 2007

SUBJECT: Approval to purchase a Dump Truck - International 7400 4x2 S.B.A. from Tri- County International Trucks, Inc., in the amount of \$159,239.00.

SUBMITTING DEPARTMENT: Public Works

CITY MANAGER APPROVAL: [Handwritten initials]

Table with 2 columns: Budgeted/Required Amount, Line Item Number. Rows: AMOUNT BUDGETED (\$139,500.00), EXPENDITURE REQUIRED (\$159,239.00), LINE ITEM NUMBER (101-442.00-984.000)

BACKGROUND INFORMATION:

This dump truck is utilized for road maintenance and snow plowing. We received 5 sealed bids in response to our Request for Proposals for a Dump Truck - International 7400. Three of the 5 companies declined to bid on this vehicle. Tri-County International meets the City's bid specifications and is the lowest qualified bidder.

The \$19,739 difference between the budgeted amount and actual cost is due to significant 2006 steel increases and the EPA's January 2007 implementation of the new emission standards. This amount will be included in the 1st Quarter budget amendment.

Table with 2 columns: Company, Total Vehicle Cost. Rows: Tri-County International Trucks, Inc. (\$159,239), C & S Motors, Inc. (\$159,994), NBC Truck Equipment (No Bid), Truck & Trailer Specialties (No Bid), Motor City Trucks (No Bid)

RECOMMENDED ACTION: Approval to purchase a Dump Truck - International 7400 4x2 S.B.A. from Tri-County International Trucks, Inc., in the amount of \$159,239.00.

Table for Mayor and Council Member responses with columns 1, 2, Y, N. Rows: Mayor Landry, Mayor Pro Tem Capello, Council Member Gatt, Council Member Margolis

Table for Council Member responses with columns 1, 2, Y, N. Rows: Council Member Mutch, Council Member Nagy, Council Member Paul



MEMORANDUM

TO: Clay J. Pearson, City Manager

FROM: William McCusker, Director of Public Works

RE: **Motor City Trucks - Single Axle Dump Truck Bid**

DATE: September 17, 2007

Listed on the September 24, 2007, City Council Agenda is a DPW request to purchase a Dump Truck as approved in the 2007-2008 budget. On August 14, 2007, we received 5 sealed bids (Motor City Trucks submitted a blank bid) in response to our Request for Proposals. Motor City Truck declined to bid but included a note from Sales Rep Thomas Clark stating his dissatisfaction with the City's dump truck specifications alleging that the specs were written to exclude all but one vendor. Mr. Clark also sent a detailed letter (August 13, 2007) expressing his concerns with the bid specifications.

In response to Mr. Clark's concerns, all DPW and Water & Sewer vehicle specs include generic language and **allows bidders to identify any equipment or part substitutions**. In some instances, no substitutions is indicated when a specific item is our mechanics' preference as a result of years of servicing and maintaining our fleet and their knowledge of vehicle failures. Standardized equipment and parts are essential to keeping our trucks in service.

In 1974, the Federal Court ruled that proprietary specifications are not a violation of Anti-Trust laws and that few brands of materials or equipment are exactly alike and if the specifier wants to limit the specification to one source, he has the responsibility to do so and to enforce it. As such, we specified an International 7400 truck because it is equipped with more standard features that are optional with other manufacturers (approximately \$3,800). The engine we specified is standard on the International and can be rebuilt without removing it from the truck; other engines must be removed to be rebuilt. The exhaust system is contained within the frame rails and allows room for the underbody scraper and is compliant with the 2007 EPA new emission standards; on other brands, the system is optional and is located underneath the frame which does not allow room for an underbody scraper. We specified a Thiele Model 12 dump body because it is built with high-strength steel than regular steel. Also, the cylinder and hoist frame are heavier and provide extra support for our truck boxes when they are raised for salt spreading.

We experienced the same scenario with Mr. Clark in 2006 regarding Motor City's bid for a Tandem Axle Dump Truck. Mr. Clark appeared during Audience Participation at the October 9, 2006 City Council meeting to inquire why Motor City was not awarded this truck as they were the lowest bidder by \$14,956. At that time, Motor City did not meet the RFP specifications (equipment substitutions were inferior to City specifications).

Although the 2007 truck specifications are the same as the 2006, Motor City declined to bid on this 2007 truck.

As is the City's policy, the DPW supports and encourages competitive bidding. Unfortunately, Motor City Trucks did not submit a bid for this RFP, and did not meet the specifications last year for the Tandem Dump Truck.

Attachments

Cc: Pam Antil
Kathy Smith-Roy
Carol Kalinovik
Chris Quick



MOTOR CITY TRUCKS

SALES - PARTS - SERVICE
OPEN 6 DAYS A WEEK



STERLING
TRUCKS

Fax Cover Sheet

To: CAROL J KALINOVK

From: TOM CLARK

Date: _____ #Pages _____

THE SPECS CALL FOR AN INTERNATIONAL ENGINE WITH NO SUBSTITUTION IF THAT IS THE CASE YOU DO NOT WANT BIDS THE SAME ON THE EQUIPMENT. IF YOU WANT

Message: BIDS FINE AND IF THEY WILL HONESTLY BE CONSIDERED I WILL BID. THE LAST TIME I

WAS \$15,000.00 LOW AND IT MEANT NOTHING. IVE BEEN AT THIS 1948 AND I SEE THESE THINGS I AM VERY CAUTIOUS AS I KNOW WHATS GOING

ON AND MY NAME MEANS MORE TO ME

THAN TO GET INVOLVED. PLEASE LET ME

KNOW TOM



MOTOR CITY TRUCKS



39300 Schoolcraft Rd. ~ Livonia, MI 48151-7107
☎ 800-589-2654 ~ Fax 734-591-0580

8-16-07
Benny
Chris

Aug. 13, 2007

Members of the City Council
City of Novi
45175 West Ten Mile Road
Novi, MI 48375-3024

Good evening,

The City of Novi has advertised an invitation to bid for a dump truck. Since this bid is written to the exclusion of all but one bidder, this dealership is unable to furnish a competing proposal. The following combination of specifications eliminates all but one bidder:

- 1) Bid title: "DUMP TRUCK - INTERNATIONAL 7400"
 - a) Only one manufacturer builds the International chassis, and that's International.
- 2) Item 3: Chassis
 - a) International (26.6 miles from Novi) - chassis brand is identified
 - i) Excludes Freightliner (27.9 miles from Novi), Kenworth (32.5 miles from Novi), Peterbilt (23.6 miles from Novi), Sterling (10.9 miles from Novi) and Volvo (11.1 miles from Novi) which cannot furnish an International
- 3) Item 5: Engine
 - a) International Electronic MaxxForce DT
 - i) Excludes Caterpillar (a local taxpayer), Cummins, Detroit Diesel, Mercedes-Benz and Volvo as potential bidders.
- 4) Item 8. d: Electrical
 - a) "Truck manufacturer's battery box must be repositioned by Pollard." The name "Pollard" identifies the supplier even before the bid is opened.
- 5) Item 14. a: Dump Body
 - a) Thiele Model 12 body (NO SUBSTITUTIONS)
 - i) Excludes all other dump body builders, who are too numerous to name.
- 6) Item 16: "Specifications for Root model F-8900-DPR-12' under-truck scraper (No Substitution)"
 - a) Eliminates potential bids from other quality scraper manufacturers. For example, Monroe is the predominant supplier of snowplows to the State of Michigan and the northern county road commissions in the state of Michigan. Root makes good quality products, but they are not the sole manufacturer.
- 7) Item 22: Local Service Support
 - a) "Located no more than 25 miles from the City of Novi Transportation garage."
 - i) Only (2) potential competitors could meet this specification, and the International dealership isn't one of them.

At the Oct. 9, 2006 regular meeting of council, both Mayor Landry and Councilmember Paul remarked that they would like to have seen more competition for the city's employee health care package. Is it not responsible to encourage the maximum amount of competition when purchasing big-ticket city equipment as well? At that same meeting this dealership protested that we had not been named the recommended supplier in the bid for a tandem axle dump truck - in spite of the fact that we were low bid by the amount of \$14,946.00.

Is a pattern emerging in which vendors cannot expect fairness in the City of Novi bid process? A secondary reason for which we decline to bid is a void of equipment suppliers willing to bid the City of Novi with us. Knapheide Equipment in Flint and Truck & Trailer Specialties in Dutton told us that while we are free to waste our time, they aren't going to waste theirs. They cite a similar experience of bid-low-and-lose, and they're not eager to repeat it.

The City of Dearborn underwent a similar scenario. It is a matter of public record that after rewriting their truck specifications to favor performance rather than brand name they saved money on new equipment. In a recent bid the price dropped approximately \$10,000.00 from the previous year for identical equipment - and this occurred in spite of ongoing manufacturer price increases, model year changes and equipment price increases.

There's no secret to competition. Simply write specifications that are general enough for all competitors who are so inclined, to bid. Allow sufficient time between bid advertisement and bid acceptance for bidders to prepare a thorough and competitive proposal (which usually takes about 30 - 35 man hours just for the chassis). Pay your vendors promptly so that word gets around that "Novi is a good client to do business with."

Respectfully,

A handwritten signature in black ink, appearing to read 'Thomas R. Clark', written in a cursive style.

Thomas R. Clark
Municipal Vehicle Sales

FEDERAL COURT SAYS "OR EQUAL" UP TO SPECIFYING SOURCE

AFFIRMING A DECISION HANDED DOWN BY THE U.S. DISTRICT COURT OF MASSACHUSETTS, THE FEDERAL 1ST CIRCUIT COURT, IN THE CASE OF WHITTEN CORP, VS PADDOCK INC., WAS BACKED UP BY THE U.S. SUPREME COURT WHICH REFUSED TO HEAR FURTHER APPEALS. THE DECISION IS UNIQUE IN THAT IT DEFINES THE SPECIFYING PARTY'S CLEAR AUTHORITY AT THE FEDERAL LEVEL WHERE PREVIOUS DECISIONS HAVE BEEN MADE AT LOWER COURT LEVELS.

FOUR MAJOR JUDGEMENTS REGARDING SPECIFICATIONS COME FROM THIS LANDMARK DECISION:

THE COURT RULED THAT PROPRIETARY SPECIFICATIONS ARE NOT A VIOLATION OF ANTI-TRUST LAWS. FURTHER, THE COURT STATED THAT TRAINED PROFESSIONALS - SPECIFIERS - MAKE INFORMED JUDGEMENTS ON PRODUCTS WHICH THEY FEEL BEST SERVES THEIR CLIENT'S NEEDS. TECHNICALLY, FEW BRANDS OF MATERIALS OR EQUIPMENT ARE EXACTLY ALIKE, AND IF THE SPECIFIER WANTS TO LIMIT THE SPECIFICATION TO ONE SOURCE, HE HAS THE RESPONSIBILITY TO DO SO AND TO ENFORCE IT. THE COURT RULES THAT OTHER SUPPLIERS OR MANUFACTURERS CAN QUALIFY AS "OR EQUAL" ONLY WHEN THE SPECIFIER CHOOSES TO WAIVE SPECIFICATIONS OR PERMIT THOSE SUPPLIERS OR MANUFACTURES TO BID. IF CLEARLY STATED THAT THE SPECIFYING SOURCE IS CHARGED WITH THE RESPONSIBILITY AND JUDGEMENT FOR DETERMINING WHETHER A PROPOSED SUBSTITUTION IS AN "OR EQUAL". FURTHER, WHERE "OR EQUAL" IS NOT STATED IN THE SPECIFICATIONS, IT IS STILL THE SPECIFYING SOURCE'S DECISION AS TO WHAT PRODUCTS DO OR DO NOT QUALIFY AS "OR EQUAL". THE COURT STATED THAT THE SPECIFIER...MAY WAIVE SPECIFICATIONS IN ORDER TO OBTAIN A MORE DESIREABLE PRODUCT FOR THE CLIENT. THE IMPLICATION IS AGAIN THAT ONLY THE SPECIFIER

(FROM START TO FINISH OF THE CONSTRUCTION PROCESS) CAN ULTIMATELY DECIDE THAT ANOTHER DESIREABLE PRODUCT IS AVAILABLE IN LIEU OF THE PRODUCT ORIGINALLY SPECIFIED IN THE CLIENT'S BEST INTEREST.

THE COURT CONCLUDED "THE BURDEN IS ON THE SUPPLIER OR MANUFACTURER WHO HAS NOT BEEN SPECIFIED TO CONVINCING THE SPECIFIER THAT THEIR PRODUCT IS EQUAL FOR THE PURPOSE OF A PARTICULAR PROJECT".

THIS IS PROBABLY ONE OF THE MOST POWERFUL COURT JUDGEMENTS IN CONSTRUCTION LAW HISTORY IN THAT THE JUDGEMENTS ESTABLISH THE SPECIFIER'S LEGAL BRAND SELECTION PREROGATIVES AND AUTHORITY. IT SHOULD ALSO MERIT VERY IMPORTANT CONSIDERATION IN EVERY MANUFACTURER'S FUTURE MARKETING STRATEGIES.

- 1) WHITTEN CORP VERSUS PATTEN - (CITE AS:508F.2D547) UNITED STATES COURT OF APPEALS, FIRST CIRCUIT, NO. 74-1169. ARGUED SEPT. 6, 1974 - DECIDED DEC. 17, 1974.**
- 2) WHITTEN CORP VERSUS PATTEN - (CITE AS: 421U.S.1004,95S.CT.2407) SUPREME COURT OF THE UNITED STATES, NO. 74-1160. PETITION FOR WRIT OF CERTIORARI TO THE UNITED STATES COURT OF APPEALS FOR THE FIRST CIRCUIT. DENIED JUNE 2, 1975 JUSTICE DOUGLAS.**



Vehicle Performance

The International[®] 7000 Series vs. Sterling "L" Series

Additional Standard Features

Feature	International 7000 Series	Sterling "L" Series
Daytime running lights	Standard	\$49
Upgraded turn signal switch	Standard	No charge with tilt wheel
Solid-state flashers	Standard	N/A
Solid-state switching and circuit protection	Standard	N/A
Engine hour meter	Standard	Standard
Tachometer	Standard	Standard
Dual individual driver and passenger seats with integral headrests	Standard	\$205
Operable wing vents	Standard	Standard
Overhead cab storage	Standard	\$255
Intermittent wipers	Standard	Standard
Powder-coated wheels	Standard	\$25
Base coat/clear coat paint	Standard	\$563
Muffler mounted beside frame rail	Standard	\$413
Air spring cab rear mount	Standard	\$389
International Diamond Logic Electrical System	Standard	N/A
Wide-track front axles	Standard	N/A
Powder-coated front bumper and mirrors	Standard	N/A
Chassis electronic system controller	Standard	N/A
On-board (in-dash display) electrical system diagnostics	Standard	\$551
Off-board (EZ-Tech™) electrical system diagnostics	Standard	N/A
Three-piece hood design	Standard	N/A



Vehicle Performance

The International® 7000 Series vs. Sterling "L" Series

Additional Standard Features (cont'd)

Feature	International 7000 Series	
Long-life coolant	Standard	\$77
Automatic transmission Intuitive Shift™	Standard	N/A
D-styled fuel tanks	Standard	N/A
Breakaway mirrors	Standard	N/A
E-Coat (dip/base/urethane clear coat paint)	Standard	\$381
Deluxe level interior	Standard	\$202
Driver and passenger seats with integrated headrests	Standard	\$702
7-year/unlimited-mileage frame-rail warranty	Standard	N/A
TOTAL	-	\$3,812*

CHRIS QUICK
 MISSING PAGE
 FYI.
 DID NOT FAX.

Value

International offers 44 standard high-value features that are not available with Sterling. Features that are available with Sterling cost an additional \$3,812 with Sterling.

*Standard features are shown at list price. Customer transaction prices will vary depending on DEM pricing discounts.

13



**NOTICE - CITY OF NOVI
INVITATION TO BID**

DUMP TRUCK - INTERNATIONAL 7400 4X2 S.B.A.

The City of Novi will receive sealed bids for **DUMP TRUCK - INTERNATIONAL 7400 4X2 S.B.A.** according to the specifications of the City of Novi.

Sealed bids will be received until **3:00 P.M.** prevailing Eastern Time, **Tuesday, August 14, 2007** at which time proposals will be opened and read. Bids shall be addressed as follows:

**CITY OF NOVI
CAROL J. KALINOVIK, PURCHASING DIRECTOR
45175 W. Ten Mile Rd.
Novi, MI 48375-3024**

All bids must be signed by a legally authorized agent of the bidding firm.
ENVELOPES MUST BE PLAINLY MARKED

"DUMP TRUCK - INTERNATIONAL 7400 4 X 2 S.B.A."

AND MUST BEAR THE NAME OF THE BIDDER.

The City reserves the right to accept any or all alternative proposals and award the contract to other than the lowest bidder, to waive any irregularities or informalities or both; to reject any or all proposals; and in general to make the award of the contract in any manner deemed by the City, in its sole discretion, to be in the best interest of the City of Novi.

Carol J. Kalinovic
Purchasing Director
ckalinovic@cityofnovi.org

Notice Dated: July 27, 2007

3. Chassis INTERNATIONAL 7400 4x2 S.B.A.

- a. Shall be the latest production model, conventional cab, 7400 SBA 4x2 series, with a CA dimension of 114", wheel base shall be 181".
- b. The frame shall be pressed steel channel with a yield strength of 120,000 P.S.I. and a full C-channel reinforcement for a combined section modulus of 31.72 and a resisting bending moment of 3,806,400 inch pounds minimum. Front frame extension integral. No bolt on or weld on type.
- c. Two (2) front hooks or eyes shall be provided, one (1) mounted on each frame rail adjacent to front bumper.
- d. Front bumper shall be heavy-duty structural steel channel, 12" in depth, C-type, 25 lb./ft., flared back, approximately 1" from each end to within 1" of front fender so as to protect fenders, two (2) 3/8" I.D. pipes 6" long welded vertically to each end of front bumper.
- e. All bolted construction, including attachments, must use grade-8 bolts and/or huck bolts.
- f. **Ample frame must be provided for mounting necessary equipment (i.e. dump body, hoist, front pump etc.). Frame cut after mounting of equipment shall be held to truck manufacturer's recommended standards.**

_____ YES, MEETS ALL SPECIFICATIONS

_____ NO, DESCRIBE DEVIATIONS:

4. Cab

- a. Manufacturer's conventional cab of sufficient BBC dimension so that the power plant (engine) is located ahead of the cowl and requires no special "in cab" housing.
- b. Driver seat – air suspension cloth hi-back – lumbar support integral headrest. Passenger seat – non-suspension highback cloth – fixed back w/ under seat storage
- c. Door-mounted dispatch compartment.
- d. Left and right hand arm rests, sun visors, grab handles and running boards, exterior mounted sun visor with L.E.D. marker lights.
- e. Steering column shall be tilting.
- f. Air horn. Single, frame mounted.
- g. AM/FM radio with speakers, code – 08GPR
- h. Accommodation package for 2-way radio, code – 08RGA
- i. Cab sound insulation package.
- j. Cigarette lighter for diagnostic equipment power.
- k. Left and right hand rectangular, 6" x 16", "Westcoast" Break-a-way – type, with

auxiliary convex mirrors bright finish heads and brackets and heated w/ L.E.D. clearance lights.

- l. Illuminated direct-reading gauges, including: *Air Pressure Gauges, *Tachometer, *Speedometer, *Odometer, *Fuel Gauge, *Water Temperature Gauge, *Oil Pressure Gauge Direct Reading, *Voltmeter, *Hourmeter, *High-Temperature Water Warning Light, and *Air Cleaner Restriction Gauge Mounted Inside Cab.
- m. Engine Alarms: *Air, audible, *Oil and water, audible and visual.
- n. Standard Tilt hood (without hood hatches) and fixed grille.
- o. Electric intermittent windshield wipers with washers.
- p. Tinted glass throughout, with power windows left & right w/ driver control.
- q. Electronic throttle control, variable.
- r. Hydraulic controls must be moved closer to operator.
- s. Instrument Panel, Ergonomic style-Code 16 WJT.
- t. Painted IHC Code #2303RED (Cab & Dump Body)

_____ YES, MEETS ALL SPECIFICATIONS

_____ NO, DESCRIBE DEVIATIONS:

5. Engine

- a. International Electronic MaxxFace DT Hi-Torque In-Line 6 cylinder diesel. 285 HP, Peak Torque @ 1,400 RPM 800 lb./ft. Governed Speed 2400 rpm.

No Substitution

- b. Fuel/water separator spin-on type, heated type.
- c. Air cleaner, dual element heavy-duty type with restriction gauge in dash and under hood intake with inside-outside valve or integral snow separation module.
- d. Automatic hi-temp low oil pressure engine shutdown. Block heater; plug at driver's side, with provision for an oil pan heater.
- e. Provide manufacturers temporary fuel tank.
- f. Horizontal muffler and vertical tailpipe, must be mechanically fastened to frame rails behind cab for maximum stability, with safety shield. Furnish stainless steel exhaust pipes and clamps. Furnish 45 degree elbow pipe above muffler exhaust.
- g. Radiator shall have necessary frontal area to provide adequate cooling when used in conjunction with transmission and hydraulic coolers and shall have no cut-outs or holes for PTO shaft, On/Off cooling fan drive
- h. Silicone hose package, radiator and heater hoses.
- i. Engine control remote mounted (provision for body builder installation of PTO controls) and ground speed pickup wire.
- j. Engine must be a wet sleeve type w/ extended life coolant to -40° below zero.

No Substitution

- k. Extended engine & engine electronics including injectors. Service contract for 84 months, 100,000 miles.
- l. Engine must be of wet sleeve cylinders design.

- d. Electric junction box in cab.
- d. Batteries – three (3) 12-volt, maintenance free, 2100 CCA at 0 degrees F – combined with jump start – stud. Truck manufacturers battery box must be re-positioned by Pollard in accordance with Fleet Directors instructions. Battery box must be vented by drilling (2) two (1/2”) half inch diameter holes in front and rear side panels.
- f. Leece-Neville 135 amp Alternator w/ higher current output @ idle.
- g. Starter shall be heavy-duty type with thermal over crank protection.
- h. Lighting shall conform to federal Motor Vehicle Safety Standards #108.
- i. Electrical system shall be protected by circuit breakers, manual-reset SAE Type II.
- j. Shall be equipped with a Cole-Hersee Socket #12063, wired to the light and equipment color code using a single loom, seven- (7) conductor 12 gauge wire. Also furnish and install Kelsey Hayes Brake Controller.
- k. The vendor shall install the Betts Lighting System utilizing the parts detailed in EXHIBIT A, Page 1 and 2.
- l. Install weather tight connectors on back-up alarm.
- m. Wiring for all rear lights shall be incorporated with the Betts lighting system w/ 8 foot of rear stop tail light wire furnished by chassis mfc'r.
- n. Grommets must be used where wire passes through steel gussets and crossmembers.
- o. All Betts lighting wiring must conform to truck color code.
- p. 6-Pak Switch Rocker type Lighted – IHC supplied.
- q. The Betts lighting system shall be connected starting from inside the truck cab at terminal strip to a sealed plastic junction box mounted at the left rear upper section of dump body. All connections will be sealed in the junction box with no other connection in the harness, other than at the light fixtures.
- r. Furnish and install one (1) Star strobe light system consisting of (2) Star Warning Model #3901-A Convert-A-Strobe heads mounted in front of OEM turn signals with sealed wiring and connectors, all lights to be self powered.
- s. Furnish and install (2) Star Model LDHEF Amber (LED) Strobe Heads on vertical rear corner braces intermediately spaced (one on each side) with plastic boxes.
- t. Furnish electrical adapter to step down 7 conductor socket to 6 conductor socket.
- u. Crossover wiring harness shall be installed on 2nd. Underbody crossmember forward of rear most crossmember.
- u. Auxiliary Harness front Head Lights and turn signals for front plow application.

___ YES, MEETS ALL SPECIFICATIONS

___ NO, DESCRIBE DEVIATIONS:

constructed with 3" x 3" x 5" tubing ¼" wall thickness with braces.

- q. Furnish and install 1" diameter re-rod on rear vertical 7" side braces, each side, at a height of 64" from ground to centerline of re-rod.
- r. Furnish and install 2" wide x 6" height, rectangular steel tubing side boards, one each side, ¼" wall thickness, 12.2 lbs./ft.
- s. Two sets of Operators manual (s) and Operation instructions covering this equipment, all added auxiliary equipment and all other components included in these specifications that require testing, adjustments, replacement, and periodic preventive maintenance.
- t. One set of Service manual (s) covering this equipment, all added auxiliary equipment and all other components included in these specifications that may require testing, adjustment, part replacement, and periodic preventive maintenance, CD-Rom only. Circuit diagram & electrical system trouble shooting manuals – paper only.
- u. One set of Parts manual (s) covering this equipment, all added auxiliary equipment and all other components included in these specifications that may require part replacement, and periodic preventive maintenance, CD-Rom and paper type. Also Master Diagnostics software – ZTS4463-4 and IC3 Com interface cable ZTSE 4632.
- v. One set of all "Special Tools" for this equipment, all added auxiliary equipment and all other components included in these specifications that require periodic preventive maintenance. These special tools are defined as: Any tool, other than common hand tools and those already owned by the City of Novi, that are required to perform periodic preventive maintenance as described in the service manual (s) of the equipment, all added auxiliary equipment, and all other components included in these specifications. Coordination with the City of Novi, Motor Transport Division is required!
- w. Vendor must specify warranty coverage and location (s) of repairs of this equipment, all added auxiliary equipment and all other components that are included in these specifications that may be different than that of the general warranty coverage and/or extended coverage.
- x. All equipment as specified, manuals, and special tools must be delivered to the Motor Transport Division, 26300 Dewal, Novi, Michigan. No payment shall be made until our terms of this sales agreement have been met and are verified by the Motor Transport Division.

____ YES, MEETS ALL SPECIFICATIONS

____ NO, DESCRIBE DEVIATIONS:

14. Specifications for Dump Body

- a. Thiele Model 12 body. Recognized N.T.E.A. Dump Body properly matched with Thiele Model 1825 D.A. hoist, all dump body steel must be ASTM-A607 Grade 50 Composition. **(NO SUBSTITUTIONS)**

- components.
- c. Hydraulic Hoist – designed for dump body to be furnished with minimum 12" overhang, **dumping angle minimum 55 degrees** or more, and mounting height approximately 13".
 - d. Payload capacity not less than 46,000 lbs.
 - e. Hydraulic Cylinder – not less than 8.5" inside diameter, 9-1/2" outside diameter, double acting with power up and down feature. Cylinder to be seamless steel precision honed construction with screw on, head design, 1026 DOM Cylinder tubing – 70,000 PSI, replaceable packing, bronze packing nut, urethane wipers, glass reinforced nylon bearing rings on piston.
 - f. Piston Rod: hardened steel 2.75" minimum diameter, precision fitted, removable seals, hard chrome plated.
 - g. Steel lifting arms with full-width bearing crosshead and links with blocks bolted directly to dump body long sills. **Both the rocker assembly pivot shaft and the base cylinder trunnion shaft must be extended through the hoist frame and joined with heavy-duty truss tie bar to provide needed strength when body is elevated for salt spreading mode. NOTE: FRONT TELESCOPIC, SCISSOR OR ROLLER-COMBO TYPE HOISTS ARE NOT ACCEPTABLE.**
 - h. Hoist frame – not less than 5" x 2" x 3/8" wall cold drawn structural minimum, b/b to match truck frame side rails and dump body long sills, integrally built with trunnion and adequate number of cross members to prevent frame from spreading under off-highway operating conditions with full payload.
 - i. Hinges – minimum of two (2) weld-on hinges with **precision fitted hardened 3" diameter shaft** and zerk-type lubrication fittings.
 - j. **Full width 3" O.D. cold rolled C1045 steel rear hinge shaft is supported by 4-1/2" O.D. cold drawn C1026 tubing (3/4" wall) and nested within the full depth of body understructure.**
 - k. **Both the rocker assembly pivot shaft and the base cylinder trunnion shaft are extended through the hoist frame and joined with heavy-duty truss tie bar.**
 - l. Lift links shall be fabricated from 2 7/8" cold drawn steel tubing, C1026.
 - m. All shafts must be pinned to prevent "egg-shaping" of bearing surfaces.
 - n. **Hoist must be supplied and installed by the factory authorized distributor or dealer for the City of Novi.**

YES, MEETS ALL SPECIFICATIONS

NO, DESCRIBE DEVIATIONS:

16. Specifications for Root model F-8900-DPR-12' under-truck scraper (No Substitution)

- a. Hangerboard - minimum 10" X 30 lb. structural channel reinforced by 1/2" x 8"

- The spinner speeds and auger feed rate are both variable.
- g. PAINTING: All stainless steel is not to be painted. The remaining carbon steel parts, bearings and motors, etc. are to be cleaned, primed and painted gray.
MOUNTING: This spreader shall fasten to the side of the dump body using quick disconnect pins for quick mounting and removal of spreader without use of special tools.
 - h. There shall be a spreader work light mounted at the rear for operation of the spreader, and have the switch mounted in the cab.
 - i. Hydraulic power and components such as pump, tank, control valve, hoses, couplers, etc. are not to be included in this specification. They are to be provided by a central hydraulic system.

YES, MEETS ALL SPECIFICATIONS
 NO, DESCRIBE DEVIATIONS:

21. Exceptions Disclosure. Must be supplied with your bid proposal

YES, our bid meets or exceeds all specifications described here in.
 NO, our bid does not meet all specifications described here in. The deviations are as follows. State page and paragraph while describing deviations.

22. Local Service Support

- A. The successful truck bidder and truck equipment supplier must have factory trained service personnel and stocked repair parts at a factory authorized service center located no more than twenty-five (25) miles from the City of Novi Motor Transportation garage. This stipulation is required to insure a quick turn-around of a truck that requires repair so that down time will be greatly shortened. This also will reduce the time spent by City of Novi personnel in delivery and pick up of truck in need of repair.

State name of truck equipment supplier: _____
 Address: _____
 City, State: _____

Product brochure to be submitted with bid.

September 22, 2006

M E M O

TO: Benny McCusker, DPW Director

FR: Gary Clark, Assistant DPW Director
Chris Quick, Lead Mechanic



RE: **Bid Results – Tandem Dump Truck**

Benny,

The DPW received two bids for a new tandem dump truck with underbody scraper and front plow.

<u>Company Name</u>	<u>Location</u>	<u>Cost</u>
Motor City Ford	Livonia	\$147,495.00
Tri-County International	Detroit	\$162,441.00

After careful review, we are recommending to not accept the low bid from Motor City Ford for the following deviations from our specifications:

- A lighter transmission
- Engine horsepower is lower
- We requested a Root plow and underbody scraper, Motor City spec'd Monroe
- Electrical requirements were missing within the submitted bid
- Bed hoist is underrated
- Sub frame is smaller
- GVW rating is lower

Our recommendation is to forward to City Council for their consideration the **second low bid to Tri-County International of Detroit in an amount of \$162,441.00 for a 2007 International tandem dump truck with underbody scraper and front plow.**

This piece of equipment is budgeted (\$190,000) within the **DPW's Equipment Replacement Fund 101-442.00-984.000**. Unfortunately, delivery will be delayed until February or March of 2007 due to new emission standards for new vehicles of this type.

Should you have any questions or concerns, please feel free to contact either one of us.

feeling that not all the possibilities for Beck Road were thoroughly investigated. He said when the presenters were asked why other possibilities for the road were not being pursued, it was said that the team was following specific direction from the Council to investigate handling higher traffic volumes, thereby implying they had excluded any other possibilities. He was also concerned that the presentation was very general in nature. It seemed likely that he was giving his stock presentation that he gave to municipalities, as opposed to presenting something that was specific to Beck Road. The presenter admitted that some of the plans were not applicable to Beck Road due to the lack of R.O.W., and to complicate matters he could give them information as to where these potential trouble spots were on Beck. At the end of the presentation they asked what the next steps for the team would be for the study, and their reply was that the team would develop a number of recommendations, and pass them on to the Council. Mr. Kane was unable to determine when or if specific data would be acquired prior to the recommendations to Council. He said the citizens were asked to fill out a multiple form, with no other box, which showed options for Beck. He didn't feel capable of answering the questionnaire without first having access to specific data. He asked Council to appoint a citizen to the team to aid communication between citizens and the team, allow feedback to be made prior to the proposals being developed, and that Council direct the team to look at all possibilities to improve the road and not limit the scope in any way, and especially not to increase the road capacity.

Tom Clark was present and was the salesman who submitted the tandem dump truck bid for Motor City Trucks that was opened September 20th. He said to recap the bid from Tri-County International was read as \$162,441, while his bid was \$147,495 and \$14,946 less. He said according to tonight's agenda the bid was awarded to the higher bidder. Mr. Clark was present to ask why. He said he visited the DPW last Friday and was told they were trying to standardize. He said with this purchase the International would be the lone wolf in the fleet. He said the new Root plow equipment was not interchangeable with the old system. However, the Sterling he proposed would be standardized with the previous Sterling that he had delivered to Novi. He said the Sterling met all of the chassis specification and did it for \$14,956 less. He said while the Sterling was only 10.7 miles from Novi, the International dealership was 30.6 miles away. He said there were specification differences. He said his bid included a 36 ton hoist instead of a 50 ton hoist. He said state law only permitted a combined weight of 50 thousand pounds for the truck with this equipment, and the pay load when using the City's configuration. He said his hoist could be called "overkill" after allowing plenty of margin for safety and long service life, and he asked if the 50 ton was intended to be exclusionary.

Mr. Clark said he had been doing this since 1948, had written specifications for U of M, which operated more than 5,000 vehicles. He had sold highway maintenance trucks from Menominee County on the Wisconsin border to Hillsdale County on the Ohio/Indiana state lines. The Oakland County Road Commission's Sterling and Ford trucks represent bids that he had won. Mr. Clark said preparing a competitive bid required 30-35 hours. He said the fact was they had won the bid fair and square, and he wanted to know why the City of Novi was needlessly spending almost \$15,000 extra for assets that would not deliver any perceivable benefits.

Linda Krieger, 44920 Byrne Dr., stated she would like to know why Deputy Chief Jeff Johnson was not becoming Chief of the Novi Fire Department.

Brian Mayer, 24306 Simmons, was also present at the Beck Road project meeting last week. He said there was a very vocal group that was opposed to any improvement to Beck Road, and he was present to give another voice on the matter. He said he had driven Beck Road for

some of the Administration vehicles. She asked for clarification of the total they were going to approve this budget cycle.

Chief Molloy said they looked at purchasing 8 vehicle, 6 marked vehicles and two unmarked. He said they just took delivery on the two unmarked earlier this week.

Roll call vote on CM-06-10-262 Yeas: Gatt, Margolis, Mutch, Nagy, Paul, Landry,

Capello

Nays: None

4. Acceptance of North Haven Woods Subdivision water main and sanitary sewer as public utilities; acceptance of street improvements on previously-accepted streets (North Haven Drive, Ludlow Drive and Faywood Drive); and, adoption of Act 51 New Street Resolution accepting Lagoon Drive and Bancroft Drive as public streets, adding 1,671 linear feet or 0.32 miles of roadway to the City's street system.

CM-06-10-263 Moved by Capello, seconded by Margolis; CARRIED UNANIMOUSLY:

To accept North Haven Woods Subdivision water main and sanitary sewer as public utilities; acceptance of street improvements on previously-accepted streets (North Haven Drive, Ludlow Drive and Faywood Drive); and, adoption of Act 51 New Street Resolution accepting Lagoon Drive and Bancroft Drive as public streets, adding 1,671 linear feet or 0.32 miles of roadway to the City's street system.

Roll call vote on CM-06-10-263 Yeas: Margolis, Mutch, Nagy, Paul, Landry,

Capello, Gatt

Nays: None

5. Approval to award the Tandem Dump Truck with underbody scraper and front plow bid to Tri-County International in the amount of \$162,441.

DISCUSSION

Mr. Pearson said the bidding process for this vehicle would be explained and the specifications outlined. He said Council had a copy of the specifications that were provided to the public, and also follow up information. Mr. Pearson said their recommendation was for Tri-County International.

Mr. McCusker said he had a group of mechanics that worked with his operators to put together specifications. He said they had tightened the spec's up, over the years, because when it's bought the City owned it for a lot of years. He said some of their fleet was 20 years old, and they probably couldn't tell them apart from the newer vehicles because of the aggressive maintenance they do. He said one of their standards had been the Root system. The truck they are asking for this evening had the Root system on it, and that's the underbody scraper and plowing system and the hydraulics for it. He said there have been other Sterling vehicles in the fleet, and this was not the lone wolf. He said they had Oshkosh, which they bought two

years ago, and it was a top of the line vehicle, as is this vehicle. He said this vehicle would service Novi for the next 15 to 20 years.

Member Nagy asked about the 36 ton hoist, and asked what he was talking about. Mr. McCusker said the mechanics oversized the main hydraulics on it because the trucks run in the air a lot, and when they are in the air a lot they haven't had any problems with them. He said they probably specified that for a number of years with our tandems because they had good luck with them, and hadn't had any breakdowns. She asked if the City was violating any laws. Mr. McCusker said no, they never overload the trucks. He said with Tony Swope being the Weight Master for the county and Officer Harper here, they knew what the laws were.

CM-06-10-264 Moved by Nagy, seconded by Capello; CARRIED UNANIMOUSLY:

To approve the award the Tandem Dump Truck with underbody scraper and front plow bid to Tri-County International in the amount of \$162,441.

DISCUSSION

Mayor Landry said, so the record was clear, the bid specification was for a Root Manufacturer underbody scraper and front plow. Motor City did not quote a Root underbody scraper or front plow. The specifications were for a hoist frame 6 inch by 3 inch by 3/8ths inch. He said Motor City quoted a different spec hoist frame. The bid specification was for cylinders 8 1/2 inches, Motor City quoted an 8 inch cylinder, the rods were specified at 2 3/4 inches, Motor City gave a specification of 2 1/2 inches. Therefore, the Motor City bid was not the specifications that were requested to be bid. Mayor Landry said he would support the motion.

Roll call vote on CM-06-10-264 Yeas: Mutch, Nagy, Paul, Landry, Capello, Gatt,

Margolis

Nays: None

6. Approval of Ordinance amendments to streamline resident and business applications:

a. Consideration of Ordinance No. 06-157.03, amending the City Code, Chapter 31, Streets, Sidewalks and Other Places, to allow certain improvements within such property subject to the applicant signing a license agreement. First Reading

b. Consideration of Ordinance No. 06-120.09, amending the City Code, Chapter 20, Massage, to amend the process for the review and approval of Massage Business licenses and permits to provide administrative review and approval of these applications. First Reading

c. Consideration of Ordinance No. 06-42.2, amending the City Code, Chapter 24, Outdoor Gatherings, to amend the process for the review and approval of Outdoor Gathering permits to provide administrative review and approval of these applications. First Reading

Mayor Landry said he was in favor of all three of these, and thought that some of these had



CITY OF NOVI, MICHIGAN
PURCHASING DEPARTMENT

45175 W. TEN MILE RD.
NOVI, MI 48375
(248) 347-0446

DUMP TRUCK - INTERNATIONAL 7400 4X2 S.B.A.
PROPOSAL FORM

BIDS DUE Tuesday, August 14, 2007 By 3:00 P.M.

Bid submitted by:

Name (printed) ROBERT RAZEK Title: SALES REP.

Company (Legal Registration) TRI-COUNTY INTERNATIONAL TRUCKS INC

Address 5701 WYOMING.

City DEARBORN State MICH Zip 48126

Telephone 313 584-7090 Fax 313-584-5681

E-mail _____

Signature Robert Rzek Date Aug 14, 2007

For information on responding to this ITB, contact Carol Kalinovik, Purchasing Director, at ckalinovik@cityofnovi.org

Submittal of Bids: Bids must be delivered prior to the due date and time specified above to the City of Novi, Purchasing Department, 2nd floor, 45175 W. Ten Mile Rd., Novi, Michigan 48375. Bids must be submitted by person or mail. Faxed quotations will not be accepted.

THE BID ENVELOPE MUST BE IDENTIFIED WITH THE FULL BID NAME AND DUE DATE.

THIS PAGE IS PAGE ONE OF THE PROPOSAL FORM. FAILURE TO SUBMIT PRICING ON THE PROPOSAL FORM PROVIDED BY THE CITY OF NOVI MAY CAUSE THE BID TO BE CONSIDERED NON-RESPONSIVE AND INELIGIBLE FOR AWARD.

NOTICE TO BIDDERS:

The City of Novi officially distributes bid documents through the Michigan Intergovernmental Trade Network (MITN). **Copies of bid documents obtained from any other source are not considered official copies.** The City of Novi cannot guarantee the accuracy of any information not obtained from the MITN website and is not responsible for any errors contained by any information received from alternate sources. Only those vendors who obtain bid documents from the MITN system are guaranteed access to receive addendum information, if such information is issued.

If you obtained this document from a source other than the source indicated, it is recommended that you register on the MITN site, www.govbids.com, and obtain an official copy.



CITY OF NOVI
PROPOSAL FORM

We the undersigned as bidder, propose to furnish to the City of Novi, according to the conditions and instructions attached hereto and made a part thereof according to the attached terms and conditions.

DUMP TRUCK - INTERNATIONAL 7400 4X2 S.B.A.

A. Lump Sum

\$ 159,239.00

We acknowledge receipt of the following Addendums:
(please indicate numbers below)

Comments: A PRE-BUILD MEETING IS REQUESTED IF
AWARDED THIS BID. DUE TO THE SPECIAL PROVISIONS
AS DETAILED ON PAGE #2 OF THE BODY SUPPLIER.
INSTALLER QUOTATION.

Company Name: TRI-COUNTY INTERNATIONAL TRUCKS INC.

Agent's Name: ROBERT RAZEK
(Please type)

Agent's Signature: Robert Rzek

Date: AUG. 14, 2007



TRI-COUNTY INTERNATIONAL TRUCKS, INC.

5701 Wyoming Avenue • P.O. Box 430 • Dearborn, Michigan 48121 • (313) 584-7090

Bid# 14 AUG 07 Items: # 1

TRUCK DUMP

CERTIFICATION LETTER

ALL parts and ALL componentry, either manufactured or purchased by the bidder which are a part of the equipment bid upon, are NEW, and further, that NO USED and/or RECONDITIONED PARTS or componentry are incorporated in this equipment.

TRI-COUNTY INTERNATIONAL TRUCKS,

Robert Razek Sales Rep
Robert Razek, Sales Representative

14 Aug 2007
Dated

C.E. POLLARD CO.



HYDRAULIC • AIR • INDUSTRIAL
TRUCK & TRAILER EQUIPMENT

13575 AUBURN • DETROIT, MICH. 48223
(313) 837-6776 FAX (313) 837-5374
FED ID # 38-1804492 DUNS #00-532-7028
E-MAIL: cep1934@aol.com
www.pollardperformance.com

QUOTATION

DATE	NUMBER
------	--------

8/10/2007

NAME/ADDRESS

Mr. Robert Razek
Tri County IHC
5701 Wyoming
Dearborn, MI 48121

TERMS	FOB	PROJECT
Net 30 Days	Origin	See Below

ITEM	DESCRIPTION	QTY	RATE	TOTAL
Special Provisions				
<p>The quoted price is good only if there is clearance for installation of the underbody scraper, hydraulic valve/tank combination on the side of truck frame under the body passenger side, back-of-cab pre-wet tank, and an 82 gallon fuel tank on the side of truck frame under the body driver's side. With the new emissions of the exhaust systems, we are not sure if the above items will be able to be installed properly, or if there is even room for installation of them.</p>				
Note Also				
<p>1. For installation of the above equipment, trucks must have: ✓</p> <ul style="list-style-type: none"> a. CA measurement approx. 114" for body & back of cab liquid tank. YES b. Transmission adapter plate for PTO/pump mounting YES LEFT & RIGHT SIDE c. Front integral frame extension, stationary grill. YES PTO OPENING d. Bucket seats in cab. YES e. 24" ground clearance for installation of scraper. YES f. Exhaust to be single vertical with heat guard. YES 				
QUOTATION DISCLOSURE:				
<p>All shipments will be made sight draft B/L attached, or C.O.D. unless customer has established credit with us. Delivery subject to all conditions and causes beyond our control, and the Company is not liable for loss due to delay in any event. Prices subject to prices prevailing on date of billing. Our responsibility ends when we have received receipt from common carrier of material in acceptable condition. Claim for damage in transit is to be filed by you against transportation agency. Orders accepted and in process are not subject to cancellation without our consent.</p>				
<p>Accepted: C.E. POLLARD CO. By <i>Samuel C. Pollard</i></p>				
				Total

C.E. POLLARD CO.



HYDRAULIC • AIR • INDUSTRIAL
TRUCK & TRAILER EQUIPMENT

13575 AUBURN • DETROIT, MICH. 48223
(313) 837-6776 FAX (313) 837-5374
FED ID # 38-1804492 DUNS #00-532-7028
E-MAIL: cep1934@aol.com
www.pollardperformance.com

QUOTATION

DATE	NUMBER
------	--------

8/10/2007

NAME/ADDRESS

Mr. Robert Razek
Tri County IHC
5701 Wyoming
Dearborn, MI 48121

TERMS	FOB	PROJECT
Net 30 Days	Origin	See Below

ITEM	DESCRIPTION	QTY	RATE	TOTAL
	<p>City of Novi – 4 x 2 S.B.A. Dump Truck</p> <p>Thiele Model 12 Dump Body Thiele Model 1825 Hydraulic Hoist Thiele ½ type cab shield Root Model F-8900-DPP-12' Under Truck Scraper Central Hydraulic system as specified – Item #17, page 18- page 22 Pollard 100SXP Body Coating Root Model TPR-PR-12' snowplow Swenson Model SBG-6S #304 salt spreader</p> <p>(Continued on page 2)</p>			

QUOTATION DISCLOSURE:

All shipments will be made sight draft B/L attached, or C.O.D. unless customer has established credit with us. Delivery subject to all conditions and causes beyond our control, and the Company is not liable for loss due to delay in any event. Prices subject to prices prevailing on date of billing. Our responsibility ends when we have received receipt from common carrier of material in acceptable condition. Claim for damage in transit is to be filed by you against transportation agency. Orders accepted and in process are not subject to cancellation without our consent.

Accepted: C.E. POLLARD CO.

By 

Total Continued –




International® WorkStar™ Series

STANDARD CHASSIS SPECIFICATIONS

7400 SBA 4x2

Model Code:
SA62500



GAW Rating (lbs.)	
STD.	MAX.
Front 10,000	20,000
Rear 17,000	30,000
GVW Rating (lbs.)	
Total 27,000	50,000
GCW Rating (lbs.)	
Total 50,000	66,000

NOTE: Model Code and Wheelbase Must Be Specified on Order.

Wheelbase (in.)	Chassis Weights (lbs.) **			Dimensions (in.)				Turning Radius	
	Front	Rear	Total	CA	CF	AF	OAL	To Curb	W/Bumper Clearance
128	6,620	3,410	10,030	61	100	39	207	19 ft. 2 in.	20 ft. 10 in.
*140	6,637	3,427	10,069	73	112	39	219	20 ft. 8 in.	22 ft. 4 in.
152	6,633	3,577	10,210	85	148	63	255	22 ft. 2 in.	23 ft. 10 in.
169	6,660	3,599	10,259	102	165	63	272	24 ft. 3 in.	25 ft. 11 in.
175	6,670	3,606	10,276	108	171	63	278	25 ft. 0 in.	26 ft. 8 in.
187	6,684	3,427	10,367	120	195	75	302	26 ft. 6 in.	28 ft. 2 in.
205	6,714	3,705	10,419	138	213	75	320	29 ft. 10 in.	31 ft. 6 in.
217	6,703	3,852	10,555	150	246	96	353	31 ft. 4 in.	33 ft. 0 in.
236	6,737	3,873	10,610	169	265	96	372	33 ft. 10 in.	35 ft. 6 in.
254	6,776	3,907	10,683	187	283	96	390	36 ft. 2 in.	37 ft. 10 in.

plus
6"

NOTES: Chart data based on vehicle with standard equipment. Artwork may show some optional equipment.

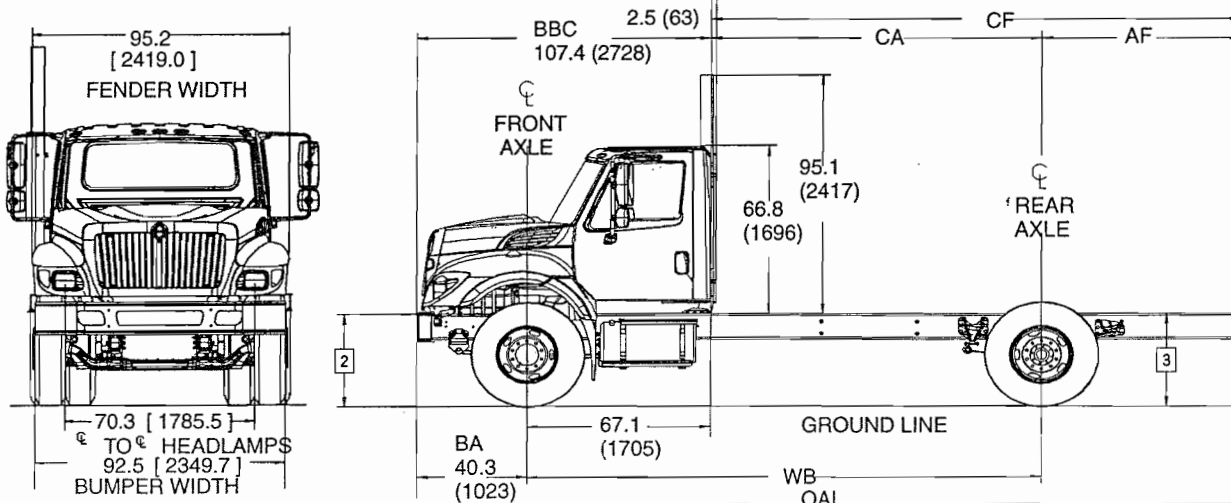
* Dimension data and optional add-on weights for this model are based on the 140" wheelbase.

** Weight includes standard chassis, standard tires, oil and water, but less fuel.

② = Frame Height at centerline of front axle: unloaded - 37.8", loaded - 35.5"

③ = Frame Height at centerline of rear axle: unloaded - 40.3", loaded - 36.3"

NOTE: Due to internal spring friction and manufacturing tolerances, these values may vary up to 0.5 inches. To achieve these nominal values directly after loading or unloading a vehicle, it may be necessary to drive the vehicle for a short period.



* Dimension data is based on the 14" wheelbase unless otherwise noted.



INTERNATIONAL® WORKSTAR SERIES MEDIUM DUTY

7400 SBA 4X2

STANDARD EQUIPMENT

MODEL CODE: SA62500

01 FRAMES

- * PLEASE NOTE: APPLICATION AND COUNTRY RESTRICTION INFORMATION IS NOT SHOWN IN THE AVAILABLE EQUIPMENT SECTIONS. PLEASE REFER TO THE TOPS APPLICATION IN SALES TOOLS FOR THIS RESTRICTION INFORMATION.

01CUB - FRAME RAILS Heat Treated Alloy Steel (120,000 PSI Yield); 10.125" x 3.580" x 0.312" (257.2mm x 90.9mm x 8.0mm); 480.0" (12192) Maximum OAL

01LLA - BUMPER, FRONT Steel, Swept Back
* PLEASE NOTE: Powder Coated Gray (Argent) Color

01WGR - WHEELBASE RANGE 138" (350cm) Through and Including 187" (475cm)

02 AXLE, FRONT

02AGG - AXLE, FRONT NON-DRIVING {Dana Spicer E-1002W} Wide Track, I-Beam Type, 10,000-lb Capacity

03A SUSPENSION, FRONT

03ADB - SUSPENSION, FRONT, SPRING Parabolic, Taper Leaf; 10,000-lb Capacity; With Shock Absorbers
* SPRING PINS Rubber Bushings, Maintenance-Free

04 BRAKES

04091 - BRAKE SYSTEM, AIR Dual System for Straight Truck Applications

- * AIR COMPRESSOR AIR SUPPLY LINE International Engines, Naturally-Aspirated
- * BRAKE CHAMBERS, SPRING (2) Rear Parking
- * BRAKE LINES Color Coded Nylon
- * DRAIN VALVE Twist-Type
- * DUST SHIELDS, FRONT BRAKE
- * DUST SHIELDS, REAR BRAKE
- * GAUGE, AIR PRESSURE (2) Air 1 and Air 2 Gauges; Located in Instrument Cluster
- * PARKING BRAKE VALVE {Bendix} Color-Coded Yellow Knob, Located on Instrument Panel
- * SLACK ADJUSTERS, FRONT {Meritor} Automatic
- * SLACK ADJUSTERS, REAR {Meritor} Automatic
- * SPRING BRAKE MODULATOR VALVE {Bendix}

04 BRAKES

NOTE: Rear Axle is Brake Limited to 23,000-Lb GAWR with Code 04091 BRAKE SYSTEM, AIR Regardless of Axle/Suspension Combination Ordered. For Increased Brake Rating see Accompanying Notes

NOTE: Requires Code 04NAN BRAKES, REAR, AIR CAM in Addition to 04773 BRAKE SHOES, REAR for Rear Brake Rating Up to 30,000-Lb GAWR

04AZA - AIR BRAKE ABS {Bendix AntiLock Brake System} Full Vehicle Wheel Control System (4-Channel)

04SBC - AIR COMPRESSOR {Bendix Tu-Flo 550} 13.2 CFM Capacity

04JBG - BRAKES, FRONT, AIR CAM S-Cam; 15.0" x 4.0"; Includes 20 Sq. In. MGM Long Stroke Brake Chambers
NOTE: Q Plus - Meritor (Rockwell)

04NCE - BRAKES, REAR, AIR CAM 16.5" x 7.0"; Includes MGM TR3030 Long Stroke Brake Chamber and Heavy Duty Spring Actuated Parking Brake
NOTE: Q Plus - Meritor (Rockwell)

04732 - DRAIN VALVE {Berg} Manual; With Pull Chain, for Air Tank

05 STEERING

05PSA - STEERING GEAR {Sheppard M-100} Power

05AAA - STEERING COLUMN Stationary

05CAL - STEERING WHEEL 2-Spoke, 18" Diam., Black

06 DRIVELINES

- * DRIVESHAFT {Spicer 1710 Series} Transmission to Rear Axle
- * END YOKES Half-Round, Easy Service (All)
- * SLIP JOINT SPLINES Nylon-Coated

07 EXHAUST SYSTEM

07BDL - EXHAUST SYSTEM Single, Horizontal, Aftertreatment Device Frame Mounted Outside Right Rail Under Cab; Includes Vertical Tailpipe and Guard
* MUFFLER GUARD Bright Finish

08 ELECTRICAL

08000 - ELECTRICAL SYSTEM 12-Volt, Standard Equipment
* BATTERY BOX Steel with Fiberglass Cover; Mounted Right Side, Back of Cab

(CONT.)

08 ELECTRICAL

(CONT.)

- * DATA LINK CONNECTOR For Vehicle Programming and Diagnostics In Cab
 - * HEADLIGHT DIMMER SWITCH Integral with Turn Signal Switch
 - * HEADLIGHTS (2) Sealed Beam Halogen, 5" X 7" Rectangular, with Chrome Plated Bezels
 - * HORN, ELECTRIC Single
 - * JUMP START STUD Located on Positive Terminal of Outermost Battery
 - * PARKING LIGHT Integral with Front Turn Signal and Rear Tail Light
 - * RUNNING LIGHT (2) Daytime, Included With Headlights
 - * STARTER SWITCH Electric, Key Operated
 - * STOP, TURN, TAIL & B/U LIGHTS Dual, Rear, Combination with Reflector
 - * TURN SIGNAL SWITCH Self-Cancelling, Headlight Dimmer (with Flash-To-Pass Feature)
 - * TURN SIGNALS, FRONT Includes Reflectors and Auxiliary Side Turn Signals, Solid State Flashers; Flush Mounted
 - * WINDSHIELD WIPER SWITCH 2-Speed with Wash and Intermittent Feature, Integral with Turn Signal Switch
 - * WINDSHIELD WIPERS Single Motor, Electric, Cowl Mounted
 - * WIRING, CHASSIS Color Coded and Continuously Numbered
- 08GEJ - ALTERNATOR {Leece-Neville 8LHP2172VAH} Brush Type; 12 Volt 110 Amp. Capacity, Pad Mounted
- 08MEP - BATTERY SYSTEM {International} Maintenance-Free (2) 12-Volt 1300CCA Total.
- 08XAH - CIRCUIT BREAKERS Manual-Reset (Main Panel) SAE Type III With Trip Indicators, Replaces All Fuses Except For 5-Amp Fuses
- 08WCL - HORN, AIR Black, Single Trumpet, Air Solenoid Operated, Mounted Behind Bumper on Right Rail
- 08WTK - STARTING MOTOR {Delco Remy 38MT Type 300} 12 Volt; less Thermal Over-Crank Protection

Refer To General Info for Metric Conversion Tables

INTERNATIONAL® WORKSTAR SERIES SECTION 170 - STANDARD EQUIPMENT PRICES EFFECTIVE 07/16/2007

PLM-282 REVISION NO. 15

PAGE 170-2

SUBJECT TO CHANGE WITHOUT NOTICE

Printed in the United States of America

All Taxes Extra, when Applicable



INTERNATIONAL® WORKSTAR SERIES MEDIUM DUTY

7400 SBA 4X2

STANDARD EQUIPMENT

MODEL CODE: SA62500

<p>09 FRONT END 09WBC - FRONT END Tilting, Fiberglass, With Three Piece Construction; for 2007 Emissions 09HBM - GRILLE Stationary, Chrome</p> <p>10 PAINT & MISCELLANEOUS 10060 - PAINT SCHEMATIC, PT-1 Single Color, Design 100 * PAINT SCHEMATIC ID LETTERS "GN" 10761 - PAINT TYPE Base Coat/Clear Coat, 1-2 Tone</p> <p>11 CLUTCH 11LEG - CLUTCH {Eaton Fuller SAS1401} Single Plate, Stamped Angle Spring; Ceramic, 14" Diameter, 8-Spring Coaxial Free Travel Damper, Mechanical Pull-Type Control, With Kwik-Adjust(Manual) Feature; 620 lb-ft Torque Capacity * CLUTCH RELEASE BEARING Greasable</p> <p>12 ENGINE 12NSV - ENGINE, DIESEL {International MaxxForce DT} 50 State, 230 HP, 620 lb-ft Torque @ 1400 RPM, 2400 RPM Governed Speed, # 2 Bell Housing * COLD STARTING EQUIPMENT Intake Manifold Electric Grid Heater with Engine ECM Control * CRUISE CONTROL Electronic; Controls Integral to Steering Wheel * ENGINE OIL DRAIN PLUG Magnetic * ENGINE SHUTDOWN Electric, Key Operated * FAN Optimized Position * FUEL/WATER SEPARATOR and FUEL FILTER in a Single Assembly; With Water-in-Fuel Sensor; Mounted on Engine * GAUGE, AIR CLEANER RESTRICTION Air Cleaner Mounted * GOVERNOR Road Speed, Electronic * OIL FILTER, ENGINE Spin-On Type * WET TYPE CYLINDER SLEEVES</p> <p>12UWY - RADIATOR Cross Flow, Series System; 1228 SqIn Aluminum Radiator Core and 1167 SqIn Charge Air Cooler * DEAERATION SYSTEM with Surge Tank</p> <p>12TSY - FAN DRIVE {Borg-Warner SA85} Viscous Screw On Type * FAN Nylon</p>	<p>12 ENGINE (CONT.) 12VBC - AIR CLEANER Single Element 12VXT - THROTTLE, HAND CONTROL Engine Speed Control; Electronic, Stationary, Variable Speed; Mounted on Steering Wheel</p> <p>13 TRANSMISSION 13GMS - TRANSMISSION, MANUAL {Fuller FS-6406N} 6-Speed Manual; Fully Synchronized, Short Shift Stroke * FILL PLUG, MAGNETIC NOTE: NOT INCLUDED: CLUTCH BRAKE Torque Limiting</p> <p>14A AXLE, REAR 14AGE - AXLE, REAR, SINGLE {Dana Spicer 17060S} Single Reduction, 17,500-lb Capacity, With 190 Wheel Ends * RATIO: 3.08, 3.25, 3.36, 3.55, 3.70, 3.90, 4.11, 4.33, 4.63, 4.88, 5.29, 5.57, 6.17, 6.50 OR 7.17 * REAR AXLE DRAIN PLUG (1) Magnetic</p> <p>14B SUSPENSION, REAR 14SAH - SUSPENSION, RR, SPRING, SINGLE Vari-Rate; 18,500-lb Capacity</p> <p>15 FUEL TANKS * FUEL LINE FITTINGS O-Ring Snap-On Quick-Connect Voss Fittings at Both Ends; Anchored to frame for Fuel Hoses 15SCE - FUEL TANK Top Draw; D Style, Steel, 50 U.S. Gal., 189 L Capacity, With Quick Connect Outlet, 16" Tank Depth, Mounted Left Side Under Cab * FUEL LINES Nylon Tubing With O-Ring Snap-On Quick-Connect Fittings at Both Ends</p> <p>16 CAB 16030 - CAB Conventional * ARM REST (2) Molded Plastic; One Each Door * CLEARANCE/MARKER LIGHTS (5) Flush Mounted * COAT HOOK Located on Rear Wall, Centered Above Rear Window * FLOOR COVERING Rubber, Black * GLASS, ALL WINDOWS Tinted * GRAB HANDLE, CAB INTERIOR (1) "A" Pillar Mounted, Passenger Side * GRAB HANDLE, CAB INTERIOR (2) "B" Pillar Mounted, One Each Side * STEP (4) Two Steps Per Door</p>	<p>16 CAB (CONT.) 16WRX - CAB INTERIOR TRIM Deluxe * "A" PILLAR COVER Molded Plastic * CAB INTERIOR TRIM PANELS Molded Plastic, Full Height; All Exposed Interior Sheet Metal is Covered Except for the Following: with a Two-Man Passenger Seat the Back Panel is Only Partially Covered and with a Full Bench Seat the Back Panel is Completely Void of Covering * CONSOLE, OVERHEAD Molded Plastic with Dual Storage Pockets and Retainer Nets and CB Radio Pocket * DOME LIGHT, CAB Rectangular, Door Activated, Timed Theater Dimming, Center Mounted, Integral to Console * DOOR TRIM PANELS Molded Plastic; Driver and Passenger Doors * HEADLINER Printed Cloth * INSTRUMENT PANEL TRIM Molded Plastic with Black Center Section, Hidden Cup Holder and Ash Tray (Pull-Out) * STORAGE POCKET, DOOR (1) Molded Plastic, Full-Length; Driver Door * SUN VISOR (2) Padded Vinyl with Driver Side Toll Ticket Strap, Integral to Console</p> <p>16WSK - CAB REAR SUSPENSION Air Bag Type 16WKY - FRESH AIR FILTER for HVAC 16HBA - GAUGE CLUSTER English With English Electronic Speedometer * GAUGE CLUSTER (6) Engine Oil Pressure (Electronic), Water Temperature (Electronic), Fuel (Electronic), Tachometer (Electronic), Voltmeter, Washer Fluid Level * ODOMETER DISPLAY, Miles, Trip Miles, Engine Hours, Trip Hours, Fault Code Readout * WARNING SYSTEM Low Fuel, Low Oil Pressure, High Engine Coolant Temp, and Low Battery Voltage (Visual and Audible)</p> <p>16WKA - HEATER {International Blend-Air} With Defroster</p>
---	--	---

Refer To General Info for Metric Conversion Tables

INTERNATIONAL® WORKSTAR SERIES SECTION 170 - STANDARD EQUIPMENT PRICES EFFECTIVE 07/16/2007

PLM-282 REVISION NO. 15 PAGE 170-3 SUBJECT TO CHANGE WITHOUT NOTICE

Printed in the United States of America All Taxes Extra, when Applicable



INTERNATIONAL® WORKSTAR SERIES MEDIUM DUTY

7400 SBA 4X2

STANDARD EQUIPMENT

MODEL CODE: SA62500

16 CAB (CONT.)

- 16WJS - INSTRUMENT PANEL Center Section, Flat Panel
- 16HKT - IP CLUSTER DISPLAY On Board Diagnostics Display of Fault Codes in Gauge Cluster
- 16SDA - MIRRORS (2) {Lang Mekra} Rectangular, 7.44" x 14.84", Brackets Breakaway Type, With 102" Wide Spacing, With 7.44" sq. Convex Right Side Only
- 16JDY - SEAT, DRIVER {Gra-Mag} Non-Suspension, High Back With Integral Headrest, Vinyl, With Fixed Back
 - * SEAT BELT 3-Point, Lap and Shoulder Belt Type
- 16PJH - SEAT, PASSENGER {Gra-Mag} Non Suspension, High Back With Integral Headrest, Vinyl, With Fixed Back
 - * SEAT BELT 3-Point, Lap and Shoulder Belt Type

27/28 WHEELS & TIRES


- 27DMA - WHEELS, FRONT DISC; 22.5" Painted Steel, 2 Hand Hole, 10 Stud (285.75MM BC) Hub Piloted, Flanged Nut, Metric Mount, 8.25 DC Rims; With Steel Hubs.
 - * PAINT IDENTITY, FRONT WHEELS White
 - * WHEEL SEALS, FRONT {International} Oil Lubricated, Includes Wheel Bearings

NOTE: Compatible Tire Sizes:
11R22.5, 12R22.5,
275/80R22.5, 295/75R22.5,
295/80R22.5
- 28DMA - WHEELS, REAR DUAL DISC; 22.5" Painted Steel, 2 Hand Hole, 10-Stud (285.75MM BC) Hub Piloted, Flanged Nut, Metric Mount, 8.25 DC Rims; With Steel Hubs
 - * PAINT IDENTITY, REAR WHEELS White
 - * WHEEL SEALS, REAR {International} Oil Lubricated, Includes Wheel Bearings

NOTE: Compatible Tire Sizes:
11R22.5, 12R22.5,
275/80R22.5, 295/75R22.5,
295/80R22.5
- 737213 6500 (02) 11R22.5 14-PR LR-G SINGLE FRONT RADIAL TIRES {DOUBLE COIN TIRES RR150}
- 737213 6500 (04) 11R22.5 14-PR LR-G DUAL REAR RADIAL TIRES {DOUBLE COIN TIRES RR150}

Refer To General Info for Metric Conversion Tables

Model: 7000 MD (7300 & 7400)



Basic Warranty Coverage:

	Non Diamond SPEC™	Diamond SPEC™	Diamond SPEC™
	CTS 2002F Built from 11/1/2002	4X4 / 6X4 / 6X6 CTS 2315 Built from 11/1/2002	4X2 CTS 2075E Ordered from 11/13/2000
Current Through			
Months	12	12	24
Miles	Unlimited	Unlimited	Unlimited
Batteries	12 Months / Unlimited Miles	12 Months / Unlimited Miles	24 Months / Unlimited Miles
EBS	N/A	YES	YES
Notes			

Engine Coverage:

	Non Diamond SPEC™	Diamond SPEC™	Diamond SPEC™
DT 466E, DT 530 or DT 570	36 Months / 150,000 Miles (240,000 km)	36 Months / 150,000 Miles (240,000 km)	36 Months / 150,000 Miles (240,000 km)
Emergency Rescue, Fire Trucks & Ambulance DT 466E, DT 530 or DT 570	60 Months / 100,000 Miles (160,000 km)	60 Months / 100,000 Miles (160,000 km)	60 Months / 100,000 Miles (160,000 km)

International® Diesel Engines – Thermostats, attaching accessories (e.g., fan clutch, alternator, starter, etc.), or externally mounted electrical and filtration systems follow basic vehicle warranty

Vehicle Component Coverage:

Transmission: Eaton Fuller 6206 / 6306

- 24 Months / Unlimited Miles

Clutch: Eaton

- 24 Months / Unlimited Miles

Axles: Spicer (Exclude Wheel Ends)

- 24 Months / Unlimited Miles

Wheel Ends: Axle Flange, Bearings & Wheel Seals

- Base Vehicle Warranty

Cab Paint:

- 12 Months / Unlimited Miles – International® Factory Installed Components (CTS-2475 Only, Otherwise Base Vehicle Warranty)

Cab Structure:

- 60 Months / Unlimited Miles

Frame Rails / Cross Members:

- 84 Months / Unlimited Miles

Bright work, Chassis Paint and Corrosion (Other than cab):

- 6 Months / Unlimited Miles (CTS-2475 Only, Otherwise Base Vehicle Warranty)

Tires:

- Tires and tubes are warranted by their respective manufactures


90 Days from Delivery To User:

- Towing, Correction of loose Fasteners, squeaks, rattles and unusual noises, Adjustments of head lights, brake and clutch, steering system and coolant level

What is not covered under warranty:

- Components covered by their respective manufacturer & Maintenance-related items
- Please see LTD WARRANTY tab for details

Please use CTS 2075E, CTS 2475 & CTS 2002F for complete details



Some Facts About ETC...Allison EXTENDED TRANSMISSION COVERAGE

Eligibility

All Allison Automatic AT, MT, HT, and V Series transmissions purchased at retail for use in virtually all on-highway applications are eligible for coverage, excluding those sold by a non-participating OEM.

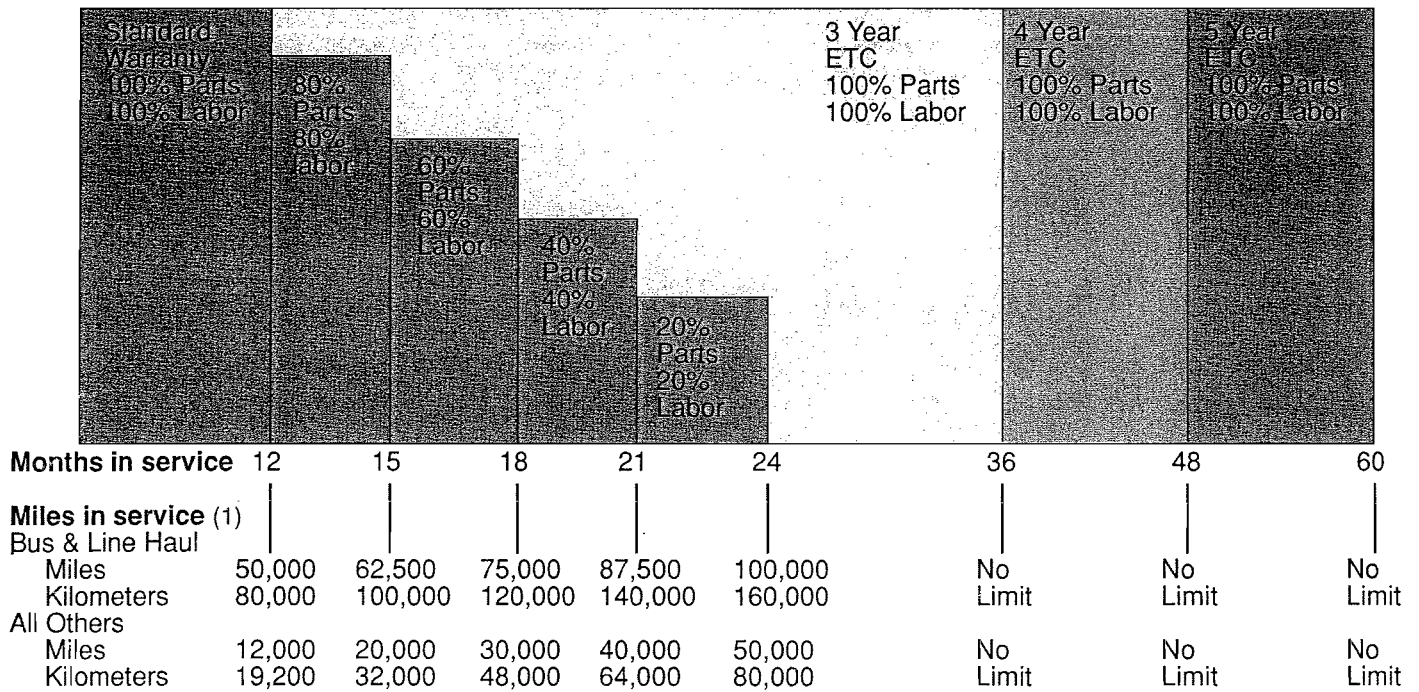
Timing

ETC must be purchased at the time of vehicle delivery or within 90 days of delivery.

Coverage

ETC is available for 3 years (36 months), 4 years (48 months) or 5 years (60 months), with unlimited mileage for the total transmission. Allison will pay 100% parts and labor for covered repairs during the ETC coverage period, as this chart indicates:

Adjustment Charge (%) to be paid by Allison Transmission Division



(1) AT, MT, HT, and V Models Standard Transit Bus Warranty is 2 years; 0-100,000 miles, 100% Parts and Labor
AT, MT, HT Models Standard Warranty for School Bus Applications have 3-years, 100% Parts and Labor, unlimited mileage

Price

There is a specific price for each combination of vehicle application and transmission model, for each of the three coverage periods (3, 4 or 5 years). These prices are based on average duty cycle experience for each type of application. Your authorized Allison Distributor or Dealer has this information.

P3 Supercession

ETC replaces and supercedes an earlier extended service coverage plan known as P3. P3 will no longer be offered.

FOR COMPLETE DETAILS ON ALLISON EXTENDED TRANSMISSION COVERAGE, SEE YOUR AUTHORIZED ALLISON DISTRIBUTOR OR SERVICE DEALER, OR WRITE:

**ALLISON TRANSMISSION DIVISION
EXTENDED TRANSMISSION COVERAGE**

P.O. BOX 894, SPEED CODE AFA; INDIANAPOLIS, IN 46206-0894
OR CALL TOLL FREE: 1-800-2525ATD



Table 3. On-Highway Limited Warranty for Participating OEM New Products

Vocations	ATD Models	Effective Date	Length	Coverage Terms	Mileage Limit	
School Bus	1000 Series™	1/1/99	3 Years	100% P&L	Unlimited	
	2000 Series™	1/1/99	3 Years	100% P&L	Unlimited	
	2400 Series™	1/1/99	3 Years	100% P&L	Unlimited	
	AT	3/1/88	3 Years	100% P&L	Unlimited	
	B 300	1/1/93	3 Years	100% P&L	Unlimited	
	B 400, B 500	1/1/94	3 Years	100% P&L	Unlimited	
	HD	9/1/93	3 Years	100% P&L	Unlimited	
	HT	3/1/88	3 Years	100% P&L	Unlimited	
	MD	9/1/91	3 Years	100% P&L	Unlimited	
	MT	3/1/88	3 Years	100% P&L	Unlimited	
	Transit Bus Suburban Bus Shuttle Bus	1000 Series™	1/1/99	3 Years	100% P&L	Unlimited
		2000 Series™	1/1/99	3 Years	100% P&L	Unlimited
		2400 Series™	1/1/99	3 Years	100% P&L	Unlimited
2000 MH		1/1/01	3 Years	100% P&L	Unlimited	
AT		1/1/96	3 Years	100% P&L	Unlimited	
B 300		1/1/93	2 Years	100% P&L	Unlimited	
B 400, B500		1/1/94	2 Years	100% P&L	Unlimited	
MT, HT, V		9/1/88	2 Years	100% P&L	Unlimited	
Motorhome		1000 Series™	1/1/99	3 Years	100% P&L	Unlimited
		2000 Series™	1/1/99	3 Years	100% P&L	Unlimited
		2400 Series™	1/1/99	3 Years	100% P&L	Unlimited
		2000 MH	1/1/2001	3 Years	100% P&L	Unlimited
		3000 MH	1/1/2000	5 Years	100% P&L	Unlimited
	4000 MH	1/1/2000	5 Years	100% P&L	Unlimited	
	AT	1/1/96	3 Years	100% P&L	Unlimited	
	B 400, B 500	1/1/94	2 Years	100% P&L	Unlimited	
	HD	9/1/93	2 Years	100% P&L	Unlimited	
	HT	1/1/93	2 Years	100% P&L	Unlimited	
	MD	9/9/91	2 Years	100% P&L	Unlimited	
	MT	1/1/96	2 Years	100% P&L	Unlimited	
	Intercity Bus Tour Coach Park and Ride	AT	1/1/96	3 Years	100% P&L	Unlimited
B 300		1/1/93	2 Years	100% P&L	Unlimited	
B 400, B 500		1/1/94	2 Years	100% P&L	Unlimited	
HT		1/1/95	2 Years	100% P&L	Unlimited	
MT		1/1/96	2 Years	100% P&L	Unlimited	

Table 3. On-Highway Limited Warranty for Participating OEM New Products (cont'd)

Vocations	ATD Models	Effective Date	Length	Coverage Terms	Mileage Limit	
Other Bus Suburban Bus Shuttle Bus Book Mobile Medical Lab Church Bus Private Academy	1000 Series™	1/1/99	3 Years	100% P&L	Unlimited	
	2000 Series™	1/1/99	3 Years	100% P&L	Unlimited	
	2400 Series™	1/1/99	3 Years	100% P&L	Unlimited	
	AT	1/1/96	3 Years	100% P&L	Unlimited	
	B 300	1/1/93	2 Years	100% P&L	Unlimited	
	B 400, B 500	1/1/94	2 Years	100% P&L	Unlimited	
	HT	1/1/95	2 Years	100% P&L	Unlimited	
	MT	1/1/96	2 Years	100% P&L	Unlimited	
	V	9/1/88	2 Years	100% P&L	Unlimited	
	Linehaul Truck	HD	9/1/93	2 Years	100% P&L	Unlimited
		HT	1/1/95	2 Years	100% P&L	Unlimited
		MD	9/1/91	2 Years	100% P&L	Unlimited
		MT	1/1/96	2 Years	100% P&L	Unlimited
Fire Apparatus	1000 Series™	1/1/99	3 Years	100% P&L	Unlimited	
	2000 Series™	1/1/99	3 Years	100% P&L	Unlimited	
	2400 Series™	1/1/99	3 Years	100% P&L	Unlimited	
	AT	1/1/96	3 Years	100% P&L	Unlimited	
	HD	9/1/93	5 Years	100% P&L	Unlimited	
	HT 700 Elec Units	3/1/96	5 Years	100% P&L	Unlimited	
	HT 700 Hyd Units	1/1/95	2 Years	100% P&L	Unlimited	
	MD	9/1/91	2 Years	100% P&L	Unlimited	
	MT	1/1/96	2 Years	100% P&L	Unlimited	
	Utility Other Trucks Recycling Towing Ambulance P & D Refuse Dump Mixers	1000 Series™	1/1/99	3 Years	100% P&L	Unlimited
2000 Series™		1/1/99	3 Years	100% P&L	Unlimited	
2400 Series™		1/1/99	3 Years	100% P&L	Unlimited	
AT		1/1/96	3 Years	100% P&L	Unlimited	
HD		9/1/93	2 Years	100% P&L	Unlimited	
HT		1/1/95	2 Years	100% P&L	Unlimited	
MD		9/1/91	2 Years	100% P&L	Unlimited	
MT		1/1/96	2 Years	100% P&L	Unlimited	
Obtaining Repairs		1000 Series™	1/1/99	3 Years	100% P&L	Unlimited
		2000 Series™	1/1/99	3 Years	100% P&L	Unlimited
	2400 Series™	1/1/99	3 Years	100% P&L	Unlimited	
	AT	1/1/96	3 Years	100% P&L	Unlimited	
	HD	9/1/93	2 Years	100% P&L	Unlimited	
	HT	1/1/95	2 Years	100% P&L	Unlimited	
	MD	9/1/91	2 Years	100% P&L	Unlimited	
	MT	1/1/96	2 Years	100% P&L	Unlimited	
	Obtaining Repairs	1000 Series™	1/1/99	3 Years	100% P&L	Unlimited
		2000 Series™	1/1/99	3 Years	100% P&L	Unlimited
2400 Series™		1/1/99	3 Years	100% P&L	Unlimited	
AT		1/1/96	3 Years	100% P&L	Unlimited	
HD		9/1/93	2 Years	100% P&L	Unlimited	
HT		1/1/95	2 Years	100% P&L	Unlimited	
MD		9/1/91	2 Years	100% P&L	Unlimited	
MT		1/1/96	2 Years	100% P&L	Unlimited	

Obtaining Repairs

To obtain warranty repairs, take the vehicle to any Allison Transmission Distributor or Authorized Dealer within a reasonable amount of time and request the needed repairs. A reasonable amount of time must be allowed for the Distributor or Dealer to perform necessary repairs.



TRI-COUNTY INTERNATIONAL TRUCKS, INC.

5701 Wyoming Avenue • P.O. Box 430 • Dearborn, Michigan 48121 • (313) 584-7090

"SERVICE PARTS AVAILABILITY of REPLACEMENT PARTS & ANTICIPATED DELIVERY TIME"

FOR: I.H. BUS & TRUCK CHASSIS

The current parts and service hours of Tri-County International

Trucks are Monday thru Friday from 7:00 A.M. to midnight.

Saturday 8:00 A.M. to Noon.

Also we have three (3) parts salesman on the road calling on fleets on a weekly basis.

We also have a parts delivery truck on the road delivering parts to fleets on a daily basis.

If a required part is not in stock at Tri-County International Trucks we are able to place parts orders on our computer terminal for a unit down order and shipment is usually received within 24-- 48 hours from one of the nine (9) I.H. Parts Distribution Centers located in the United States.



CITY OF NOVI

STATEMENT OF NO BID

DUMP TRUCK - INTERNATIONAL 7400 4X2 S.B.A.

If bidder is not bidding on the goods and/or services as stated in this proposal, please complete and return this form to:


Carol J. Kalinovik – Purchasing Director
City of Novi
45175 W. Ten Mile Rd.
Novi, MI 48375
Fax: (248) 735-5682

Name of firm: Motor City Ford Truck, Inc.

Address: 39300 Schoolcraft / P.O. Box 511107

Livonia, MI 48151-7107

Authorized Agent: Thomas R. Clark
(please print or type)

Signature: 

Title: Municipal Vehicle Sales

Phone: (734) 591-1234 Fax: (734) 591-0580

The above has declined to submit a bid response for the following reason(s) (please check all that apply):

- Our schedule would not permit us to perform.
- We do not offer this commodity and/or service, or an equivalent.
- Insufficient time to respond to the proposal.
- Goods offered by our company do not meet stated specifications.

Remarks: These specifications are exclusionary and proprietary. Only one combination of chassis manufacturer + franchised dealership + equipment manufacturer + equipment distributor has the specific DNA match to meet the specifications. International, the manufacturer, will only provide a government concession to a single dealership - the presumed bid winner.



**NOTICE - CITY OF NOVI
INVITATION TO BID**

DUMP TRUCK - INTERNATIONAL 7400 4X2 S.B.A.

The City of Novi will receive sealed bids for **DUMP TRUCK - INTERNATIONAL 7400 4X2 S.B.A.** according to the specifications of the City of Novi.

Sealed bids will be received until **3:00 P.M.** prevailing Eastern Time, **Tuesday, August 14, 2007** at which time proposals will be opened and read. Bids shall be addressed as follows:

**CITY OF NOVI
CAROL J. KALINOVIK, PURCHASING DIRECTOR
45175 W. Ten Mile Rd.
Novi, MI 48375-3024**

All bids must be signed by a legally authorized agent of the bidding firm.
ENVELOPES MUST BE PLAINLY MARKED

"DUMP TRUCK - INTERNATIONAL 7400 4 X 2 S.B.A."

AND MUST BEAR THE NAME OF THE BIDDER.

The City reserves the right to accept any or all alternative proposals and award the contract to other than the lowest bidder, to waive any irregularities or informalities or both; to reject any or all proposals; and in general to make the award of the contract in any manner deemed by the City, in its sole discretion, to be in the best interest of the City of Novi.

Carol J. Kalinovic
Purchasing Director
ckalinovic@cityofnovi.org

Notice Dated: July 27, 2007

3. Chassis INTERNATIONAL 7400 4x2 S.B.A.

- a. Shall be the latest production model, conventional cab, 7400 SBA 4x2 series, with a CA dimension of 114", wheel base shall be 181".
- b. The frame shall be pressed steel channel with a yield strength of 120,000 P.S.I. and a full C-channel reinforcement for a combined section modulus of 31.72 and a resisting bending moment of 3,806,400 inch pounds minimum. Front frame extension integral. No bolt on or weld on type.
- c. Two (2) front hooks or eyes shall be provided, one (1) mounted on each frame rail adjacent to front bumper.
- d. Front bumper shall be heavy-duty structural steel channel, 12" in depth, C-type, 25 lb./ft., flared back, approximately 1" from each end to within 1" of front fender so as to protect fenders, two (2) 3/8" I.D. pipes 6" long welded vertically to each end of front bumper.
- e. All bolted construction, including attachments, must use grade-8 bolts and/or huck bolts.
- f. **Ample frame must be provided for mounting necessary equipment (i.e. dump body, hoist, front pump etc.). Frame cut after mounting of equipment shall be held to truck manufacturer's recommended standards.**

_____ YES, MEETS ALL SPECIFICATIONS
_____ NO, DESCRIBE DEVIATIONS:

4. Cab

- a. Manufacturer's conventional cab of sufficient BBC dimension so that the power plant (engine) is located ahead of the cowl and requires no special "in cab" housing.
- b. Driver seat – air suspension cloth hi-back – lumbar support integral headrest. Passenger seat – non-suspension highback cloth – fixed back w/ under seat storage
- c. Door-mounted dispatch compartment.
- d. Left and right hand arm rests, sun visors, grab handles and running boards, exterior mounted sun visor with L.E.D. marker lights.
- e. Steering column shall be tilting.
- f. Air horn. Single, frame mounted.
- g. AM/FM radio with speakers, code – 08GPR
- h. Accommodation package for 2-way radio, code – 08RGA
- i. Cab sound insulation package.
- j. Cigarette lighter for diagnostic equipment power.
- k. Left and right hand rectangular, 6" x 16", "Westcoast" Break-a-way – type, with

auxiliary convex mirrors bright finish heads and brackets and heated w/ L.E.D. clearance lights.

- l. Illuminated direct-reading gauges, including: *Air Pressure Gauges, *Tachometer, *Speedometer, *Odometer, *Fuel Gauge, *Water Temperature Gauge, *Oil Pressure Gauge Direct Reading, *Voltmeter, *Hourmeter, *High-Temperature Water Warning Light, and *Air Cleaner Restriction Gauge Mounted Inside Cab.
- m. Engine Alarms: *Air, audible, *Oil and water, audible and visual.
- n. Standard Tilt hood (without hood hatches) and fixed grille.
- o. Electric intermittent windshield wipers with washers.
- p. Tinted glass throughout, with power windows left & right w/ driver control.
- q. Electronic throttle control, variable.
- r. Hydraulic controls must be moved closer to operator.
- s. Instrument Panel, Ergonomic style-Code 16 WJT.
- t. Painted IHC Code #2303RED (Cab & Dump Body)

YES, MEETS ALL SPECIFICATIONS

NO, DESCRIBE DEVIATIONS:

5. Engine

- a. International Electronic MaxxFORCE DT Hi-Torque In-Line 6 cylinder diesel. 285 HP, Peak Torque @ 1,400 RPM 800 lb./ft. Governed Speed 2400 rpm.

No Substitution

- b. Fuel/water separator spin-on type, heated type.
 - c. Air cleaner, dual element heavy-duty type with restriction gauge in dash and under hood intake with inside-outside valve or integral snow separation module.
 - d. Automatic hi-temp low oil pressure engine shutdown. Block heater; plug at driver's side, with provision for an oil pan heater.
 - e. Provide manufacturers temporary fuel tank.
 - f. Horizontal muffler and vertical tailpipe, must be mechanically fastened to frame rails behind cab for maximum stability, with safety shield. Furnish stainless steel exhaust pipes and clamps. Furnish 45 degree elbow pipe above muffler exhaust.
 - g. Radiator shall have necessary frontal area to provide adequate cooling when used in conjunction with transmission and hydraulic coolers and shall have no cut-outs or holes for PTO shaft, On/Off cooling fan drive
 - h. Silicone hose package, radiator and heater hoses.
 - i. Engine control remote mounted (provision for body builder installation of PTO controls) and ground speed pickup wire.
 - j. Engine must be a wet sleeve type w/ extended life coolant to -40° below zero.
- ### No Substitution
- k. Extended engine & engine electronics including injectors. Service contract for 84 months, 100,000 miles.
 - l. Engine must be of wet sleeve cylinders design.

- d. Electric junction box in cab.
- d. Batteries – three (3) 12-volt, maintenance free, 2100 CCA at 0 degrees F – combined with jump start – stud. Truck manufacturers battery box must be re-positioned by Pollard in accordance with Fleet Directors instructions. Battery box must be vented by drilling (2) two (1/2") half inch diameter holes in front and rear side panels.
- f. Leece-Neville 135 amp Alternator w/ higher current output @ idle.
- g. Starter shall be heavy-duty type with thermal over crank protection.
- h. Lighting shall conform to federal Motor Vehicle Safety Standards #108.
- i. Electrical system shall be protected by circuit breakers, manual-reset SAE Type II.
 - j. Shall be equipped with a Cole-Hersee Socket #12063, wired to the light and equipment color code using a single loom, seven- (7) conductor 12 gauge wire. Also furnish and install Kelsey Hayes Brake Controller.
- k. The vendor shall install the Betts Lighting System utilizing the parts detailed in EXHIBIT A, Page 1 and 2.
- l. Install weather tight connectors on back-up alarm.
- m. Wiring for all rear lights shall be incorporated with the Betts lighting system w/ 8 foot of rear stop tail light wire furnished by chassis mfc'r.
- n. Grommets must be used where wire passes through steel gussets and crossmembers.
- o. All Betts lighting wiring must conform to truck color code.
- p. 6-Pak Switch Rocker type Lighted – IHC supplied.
- q. The Betts lighting system shall be connected starting from inside the truck cab at terminal strip to a sealed plastic junction box mounted at the left rear upper section of dump body. All connections will be sealed in the junction box with no other connection in the harness, other than at the light fixtures.
- r. Furnish and install one (1) Star strobe light system consisting of (2) Star Warning Model #3901-A Convert-A-Strobe heads mounted in front of OEM turn signals with sealed wiring and connectors, all lights to be self powered.
- s. Furnish and install (2) Star Model LDHEF Amber (LED) Strobe Heads on vertical rear corner braces intermediately spaced (one on each side) with plastic boxes.
- t. Furnish electrical adapter to step down 7 conductor socket to 6 conductor socket.
- u. Crossover wiring harness shall be installed on 2nd. Underbody crossmember forward of rear most crossmember.
- u. Auxiliary Harness front Head Lights and turn signals for front plow application.

___ YES, MEETS ALL SPECIFICATIONS

___ NO, DESCRIBE DEVIATIONS:

- constructed with 3" x 3" x 5" tubing 1/4" wall thickness with braces.
- q. Furnish and install 1" diameter re-rod on rear vertical 7" side braces, each side, at a height of 64" from ground to centerline of re-rod.
 - r. Furnish and install 2" wide x 6" height, rectangular steel tubing side boards, one each side, 1/4" wall thickness, 12.2 lbs./ft.
 - s. Two sets of Operators manual (s) and Operation instructions covering this equipment, all added auxiliary equipment and all other components included in these specifications that require testing, adjustments, replacement, and periodic preventive maintenance.
 - t. One set of Service manual (s) covering this equipment, all added auxiliary equipment and all other components included in these specifications that may require testing, adjustment, part replacement, and periodic preventive maintenance, CD-Rom only. Circuit diagram & electrical system trouble shooting manuals – paper only.
 - u. One set of Parts manual (s) covering this equipment, all added auxiliary equipment and all other components included in these specifications that may require part replacement, and periodic preventive maintenance, CD-Rom and paper type. Also Master Diagnostics software – ZTS4463-4 and IC3 Com interface cable ZTSE 4632.
 - v. One set of all "Special Tools" for this equipment, all added auxiliary equipment and all other components included in these specifications that require periodic preventive maintenance. These special tools are defined as: Any tool, other than common hand tools and those already owned by the City of Novi, that are required to perform periodic preventive maintenance as described in the service manual (s) of the equipment, all added auxiliary equipment, and all other components included in these specifications. Coordination with the City of Novi, Motor Transport Division is required!
 - w. Vendor must specify warranty coverage and location (s) of repairs of this equipment, all added auxiliary equipment and all other components that are included in these specifications that may be different than that of the general warranty coverage and/or extended coverage.
 - x. All equipment as specified, manuals, and special tools must be delivered to the Motor Transport Division, 26300 Dewal, Novi, Michigan. No payment shall be made until our terms of this sales agreement have been met and are verified by the Motor Transport Division.

YES, MEETS ALL SPECIFICATIONS

NO, DESCRIBE DEVIATIONS:

14. Specifications for Dump Body

- a. Thiele Model 12 body. Recognized N.T.E.A. Dump Body properly matched with Thiele Model 1825 D.A. hoist, all dump body steel must be ASTM-A607 Grade 50 Composition. (NO SUBSTITUTIONS)

components.

- c. Hydraulic Hoist – designed for dump body to be furnished with minimum 12” overhang, **dumping angle minimum 55 degrees** or more, and mounting height approximately 13”.
- d. Payload capacity not less than 46,000 lbs.
- e. Hydraulic Cylinder – **not less than 8.5” inside diameter**, 9-1/2” outside diameter, double acting with power up and down feature. Cylinder to be seamless steel precision honed construction with screw on, head design, 1026 DOM Cylinder tubing – 70,000 PSI, replaceable packing, bronze packing nut, urethane wipers, glass reinforced nylon bearing rings on piston.
- f. Piston Rod: hardened steel **2.75” minimum diameter**, precision fitted, removable seals, hard chrome plated.
- g. Steel lifting arms with full-width bearing crosshead and links with blocks bolted directly to dump body long sills. **Both the rocker assembly pivot shaft and the base cylinder trunnion shaft must be extended through the hoist frame and joined with heavy-duty truss tie bar to provide needed strength when body is elevated for salt spreading mode. NOTE: FRONT TELESCOPIC, SCISSOR OR ROLLER-COMBO TYPE HOISTS ARE NOT ACCEPTABLE.**
- h. Hoist frame – **not less than 5” x 2” x 3/8” wall cold drawn structural minimum**, b/b to match truck frame side rails and dump body long sills, integrally built with trunnion and adequate number of cross members to prevent frame from spreading under off-highway operating conditions with full payload.
- i. Hinges – minimum of two (2) weld-on hinges with **precision fitted hardened 3” diameter shaft** and zerk-type lubrication fittings.
- j. **Full width 3” O.D. cold rolled C1045 steel rear hinge shaft is supported by 4-1/2” O.D. cold drawn C1026 tubing (3/4” wall) and nested within the full depth of body understructure.**
- k. **Both the rocker assembly pivot shaft and the base cylinder trunnion shaft are extended through the hoist frame and joined with heavy-duty truss tie bar.**
- l. Lift links shall be fabricated from 2 7/8” cold drawn steel tubing, C1026.
- m. All shafts must be pinned to prevent “egg-shaping” of bearing surfaces.
- n. **Hoist must be supplied and installed by the factory authorized distributor or dealer for the City of Novi.**

YES, MEETS ALL SPECIFICATIONS

NO, DESCRIBE DEVIATIONS:

16. Specifications for Root model F-8900-DPR-12’ under-truck scraper (No Substitution)

- a. Hangerboard - minimum 10” X 30 lb. structural channel reinforced by 1/2” x 8”

The spinner speeds and auger feed rate are both variable.

- g. PAINTING: All stainless steel is not to be painted. The remaining carbon steel parts, bearings and motors, etc. are to be cleaned, primed and painted gray.

MOUNTING: This spreader shall fasten to the side of the dump body using quick disconnect pins for quick mounting and removal of spreader without use of special tools.

- h. There shall be a spreader work light mounted at the rear for operation of the spreader, and have the switch mounted in the cab.
- i. Hydraulic power and components such as pump, tank, control valve, hoses, couplers, etc. are not to be included in this specification. They are to be provided by a central hydraulic system.

____ YES, MEETS ALL SPECIFICATIONS

____ NO, DESCRIBE DEVIATIONS:

21. Exceptions Disclosure. Must be supplied with your bid proposal

____ YES, our bid meets or exceeds all specifications described here in.

____ NO, our bid does not meet all specifications described here in. The deviations are as follows. State page and paragraph while describing deviations.

22. Local Service Support

- A. The successful truck bidder and truck equipment supplier must have factory trained service personnel and stocked repair parts at a factory authorized service center located no more than twenty-five (25) miles from the City of Novi Motor Transportation garage. This stipulation is required to insure a quick turn-around of a truck that requires repair so that down time will be greatly shortened. This also will reduce the time spent by City of Novi personnel in delivery and pick up of truck in need of repair.

State name of truck equipment supplier: _____

Address: _____

City, State: _____

Product brochure to be submitted with bid.



CITY OF NOVI, MICHIGAN
PURCHASING DEPARTMENT
45175 W. TEN MILE RD.
NOVI, MI 48375
(248) 347-0446

DUMP TRUCK - INTERNATIONAL 7400 4X2 S.B.A.
PROPOSAL FORM

BIDS DUE Tuesday, August 14, 2007 By 3:00 P.M.

Bid submitted by:

Name (printed) PHILLIP W. PURDY JR Title: SALES REP.

Company (Legal Registration) C&S MOTORS INC.

Address 113 S. DORT HWY

City FLINT State MI Zip 48503

Telephone 810 234 5686 Fax 810 239 6083

E-mail _____

Signature *Phillip W. Purdy Jr.* Date 8/10/07

For information on responding to this ITB, contact Carol Kalinovik, Purchasing Director, at ckalinovik@cityofnovi.org

Submittal of Bids: Bids must be delivered prior to the due date and time specified above to the City of Novi, Purchasing Department, 2nd floor, 45175 W. Ten Mile Rd., Novi, Michigan 48375. Bids must be submitted by person or mail. Faxed quotations will not be accepted.

THE BID ENVELOPE MUST BE IDENTIFIED WITH THE FULL BID NAME AND DUE DATE.

THIS PAGE IS PAGE ONE OF THE PROPOSAL FORM. FAILURE TO SUBMIT PRICING ON THE PROPOSAL FORM PROVIDED BY THE CITY OF NOVI MAY CAUSE THE BID TO BE CONSIDERED NON-RESPONSIVE AND INELIGIBLE FOR AWARD.

NOTICE TO BIDDERS:

The City of Novi officially distributes bid documents through the Michigan Intergovernmental Trade Network (MITN). **Copies of bid documents obtained from any other source are not considered official copies.** The City of Novi cannot guarantee the accuracy of any information not obtained from the MITN website and is not responsible for any errors contained by any information received from alternate sources. Only those vendors who obtain bid documents from the MITN system are guaranteed access to receive addendum information, if such information is issued.

If you obtained this document from a source other than the source indicated, it is recommended that you register on the MITN site, www.govbids.com, and obtain an official copy.



CITY OF NOVI
PROPOSAL FORM

We the undersigned as bidder, propose to furnish to the City of Novi, according to the conditions and instructions attached hereto and made a part thereof according to the attached terms and conditions.

DUMP TRUCK - INTERNATIONAL 7400 4X2 S.B.A.

A. Lump Sum


\$ 159,994.00

We acknowledge receipt of the following Addendums:
(please indicate numbers below)

Comments: _____

Company Name: CGS MOTORS INC.

Agent's Name: PHILIP W. PURDY JR.
(Please type)

Agent's Signature: 

Date: 8/10/07



**CITY OF NOVI
SPECIFICATIONS**

**2008 or Current Year International 7400 – S.B.A. - 4 x 2 Truck,
Tilt Hood, Eight Cubic Yard Hauling Capacity Dump Body,
Root Front Snow Plow, Root Underbody Scraper
and Swenson Salt Spreader**

1. Componentry

- a. The bidder shall supply with this bid a certified letter stating that ALL parts and ALL componentry, either manufactured or purchased by the bidder which are a part of the equipment bid upon, are NEW, and further, that NO USED and/or RECONDITIONED parts or componentry are incorporated in this equipment.
- b. Appurtenances and/or accessories not herein mentioned, but are necessary to furnish a complete unit, ready to use upon delivery, shall be included and confirm to the best practice known in design, quality of material, and be subject to these minimum specifications in full. These specifications shall be construed as minimum. Should the manufacturer's current published data or specifications exceed these, they shall be considered minimum and be furnished.
- c. **Exceptions Disclosure: Any exception, clarification, deviation or substitution shall be referenced by page and paragraph number and adequately described on page 21 of the bidders response. If no such descriptions are provided the City of Novi will hold the bidder responsible for materials, systems and brand name items as described in the specifications. Where no substitutions is described in the specifications no deviations will be allowed. Failure to supply page 21 with your bid proposal will constitute a no bid.**

YES, MEETS ALL SPECIFICATIONS
 NO, DESCRIBE DEVIATIONS:

2. Gross Weight

- a. Minimum 44,000 lbs., GVWR.

YES, MEETS ALL SPECIFICATIONS
 NO, DESCRIBE DEVIATIONS:

3. Chassis INTERNATIONAL 7400 4x2 S.B.A.

- a. Shall be the latest production model, conventional cab, 7400 SBA 4x2 series, with a CA dimension of 114", wheel base shall be 181".
- b. The frame shall be pressed steel channel with a yield strength of 120,000 P.S.I. and a full C-channel reinforcement for a combined section modulus of 31.72 and a resisting bending moment of 3,806,400 inch pounds minimum. Front frame extension integral. No bolt on or weld on type.
- c. Two (2) front hooks or eyes shall be provided, one (1) mounted on each frame rail adjacent to front bumper.
- d. Front bumper shall be heavy-duty structural steel channel, 12" in depth, C-type, 25 lb./ft., flared back, approximately 1" from each end to within 1" of front fender so as to protect fenders, two (2) 3/8" I.D. pipes 6" long welded vertically to each end of front bumper.
- e. All bolted construction, including attachments, must use grade-8 bolts and/or huck bolts.
- f. **Ample frame must be provided for mounting necessary equipment (i.e. dump body, hoist, front pump etc.). Frame cut after mounting of equipment shall be held to truck manufacturer's recommended standards.**

YES, MEETS ALL SPECIFICATIONS
 NO, DESCRIBE DEVIATIONS:

4. Cab

- a. Manufacturer's conventional cab of sufficient BBC dimension so that the power plant (engine) is located ahead of the cowl and requires no special "in cab" housing.
- b. Driver seat – air suspension cloth hi-back – lumbar support integral headrest. Passenger seat – non-suspension highback cloth – fixed back w/ under seat storage
- c. Door-mounted dispatch compartment.
- d. Left and right hand arm rests, sun visors, grab handles and running boards, exterior mounted sun visor with L.E.D. marker lights.
- e. Steering column shall be tilting.
- f. Air horn. Single, frame mounted.
- g. AM/FM radio with speakers, code – 08GPR (08RGP)
- h. Accommodation package for 2-way radio, code – 08RGA
- i. Cab sound insulation package.
- j. Cigarette lighter for diagnostic equipment power.
- k. Left and right hand rectangular, 6" x 16", "Westcoast" Break-a-way – type, with

auxiliary convex mirrors bright finish heads and brackets and heated w/ L.E.D. clearance lights.

- l. Illuminated direct-reading gauges, including: *Air Pressure Gauges, *Tachometer, *Speedometer, *Odometer, *Fuel Gauge, *Water Temperature Gauge, *Oil Pressure Gauge Direct Reading, *Voltmeter, *Hourmeter, *High-Temperature Water Warning Light, and *Air Cleaner Restriction Gauge Mounted Inside Cab.
- m. Engine Alarms: *Air, audible, *Oil and water, audible and visual.
- n. Standard Tilt hood (without hood hatches) and fixed grille.
- o. Electric intermittent windshield wipers with washers.
- p. Tinted glass throughout, with power windows left & right w/ driver control.
- q. Electronic throttle control, variable.
- r. Hydraulic controls must be moved closer to operator.
- s. Instrument Panel, Ergonomic style-Code 16 WJT.
- t. Painted IHC Code #2303RED (Cab & Dump Body)

YES, MEETS ALL SPECIFICATIONS
 NO, DESCRIBE DEVIATIONS:

5. Engine

- a. International Electronic MaxxForce DT Hi-Torque In-Line 6 cylinder diesel. 285 HP, Peak Torque @ 1,400 RPM 800 lb./ft. Governed Speed 2400 rpm.

No Substitution

- b. Fuel/water separator spin-on type, heated type.
 - c. Air cleaner, dual element heavy-duty type with restriction gauge in dash and under hook intake with inside-outside valve or integral snow separation module.
 - d. Automatic hi-temp low oil pressure engine shutdown. Block heater; plug at driver's side, with provision for an oil pan heater.
 - e. Provide manufacturers temporary fuel tank.
 - f. Horizontal muffler and vertical tailpipe, must be mechanically fastened to frame rails behind cab for maximum stability, with safety shield. Furnish stainless steel exhaust pipes and clamps. Furnish 45 degree elbow pipe above muffler exhaust.
 - g. Radiator shall have necessary frontal area to provide adequate cooling when used in conjunction with transmission and hydraulic coolers and shall have no cut-outs or holes for PTO shaft, On/Off cooling fan drive
 - h. Silicone hose package, radiator and heater hoses.
 - i. Engine control remote mounted (provision for body builder installation of PTO controls) and ground speed pickup wire.
 - j. Engine must be a wet sleeve type w/ extended life coolant to -40° below zero.
- ### No Substitution
- k. Extended engine & engine electronics including injectors. Service contract for 84 months, 100,000 miles.
 - l. Engine must be of wet sleeve cylinders design.

YES, MEETS ALL SPECIFICATIONS
 NO, DESCRIBE DEVIATIONS:

6. Fluid Levels

- a. All hydraulic oil tanks, if provided, shall be full upon delivery.
- b. All engine fluids including reservoirs, if provided, shall be at manufacturer's suggested levels at delivery.
- c. All fluid reservoirs shall be properly labeled in a visible location.

Fuel Tank:

- d. Tank to be 82 gallon capacity rectangular 20" x 24" x 42" frame mounted on the drivers side with mounting brackets & straps, and a Webb electronic fuel sending unit. Tank to be painted black and labeled "DIESEL FUEL".

YES, MEETS ALL SPECIFICATIONS
 NO, DESCRIBE DEVIATIONS:

7. Transmission

- a. Allison Electronic 3500 RDS 5-speed automatic, with T-bar shifter, left & right P.T.O. opening.
- b. Magnetic drain plug.
- c. Temperature gauge, direct reading.
- d. External Transmission Cooler, water to oil type.
- e. Trans Syn'd oil, castrol and warranty for 5 years (2 yrs. Std. Plus 3 yrs. extended).
- f. Trans oil level sensor.
- g. Locate transmission ECM inside cab interior

YES, MEETS ALL SPECIFICATIONS
 NO, DESCRIBE DEVIATIONS:

8. Electrical

- a. 12 volt light system throughout.
- b. Daytime running lights and fender mounted turn signals dual faced amber.
- c. Halogen headlights.

- d. Electric junction box in cab.
- d. Batteries – three (3) 12-volt, maintenance free, 2100 CCA at 0 degrees F – combined with jump start – stud. Truck manufacturers battery box must be re-positioned by Pollard in accordance with Fleet Directors instructions. Battery box must be vented by drilling (2) two (1/2") half inch diameter holes in front and rear side panels.
- f. Leece-Neville 135 amp Alternator w/ higher current output @ idle.
- g. Starter shall be heavy-duty type with thermal over crank protection.
- h. Lighting shall conform to federal Motor Vehicle Safety Standards #108.
- i. Electrical system shall be protected by circuit breakers, manual-reset SAE Type II.
- j. Shall be equipped with a Cole-Hersee Socket #12063, wired to the light and equipment color code using a single loom, seven- (7) conductor 12 gauge wire. Also furnish and install Kelsey Hayes Brake Controller.
- k. The vendor shall install the Betts Lighting System utilizing the parts detailed in EXHIBIT A, Page 1 and 2.
- l. Install weather tight connectors on back-up alarm.
- m. Wiring for all rear lights shall be incorporated with the Betts lighting system w/ 8 foot of rear stop tail light wire furnished by chassis mfc'r.
- n. Grommets must be used where wire passes through steel gussets and crossmembers.
- o. All Betts lighting wiring must conform to truck color code.
- p. 6-Pak Switch Rocker type Lighted – IHC supplied.
- q. The Betts lighting system shall be connected starting from inside the truck cab at terminal strip to a sealed plastic junction box mounted at the left rear upper section of dump body. All connections will be sealed in the junction box with no other connection in the harness, other than at the light fixtures.
- r. Furnish and install one (1) Star strobe light system consisting of (2) Star Warning Model #3901-A Convert-A-Strobe heads mounted in front of OEM turn signals with sealed wiring and connectors, all lights to be self powered.
- s. Furnish and install (2) Star Model LDHEF Amber (LED) Strobe Heads on vertical rear corner braces intermediately spaced (one on each side) with plastic boxes.
- t. Furnish electrical adapter to step down 7 conductor socket to 6 conductor socket.
- u. Crossover wiring harness shall be installed on 2nd. Underbody crossmember forward of rear most crossmember.
- u. Auxiliary Harness front Head Lights and turn signals for front plow application.

YES, MEETS ALL SPECIFICATIONS
 NO, DESCRIBE DEVIATIONS:

9. Front Axle, Spring and Steering

- a. Axle capacity not less than 18,000 lbs. set back
- b. Spring capacity not less than 9,000 lb., each at ground – multi-leaf.
- c. Power assist steering – dual.
- d. Double-acting shock absorbers.
- e. Oil lubricated wheel seals with sight gauge.
- f. Must have three stage taper leaf front suspension, feature code 03AGL

YES, MEETS ALL SPECIFICATIONS
 NO, DESCRIBE DEVIATIONS:

Item "F" replaces "B"

10. Rear Axle and Suspension

- a. Type-single speed axle Meritor RS-26-185, Gear ratio: 5.13
- b. Axle capacity not less than 26,000 lbs.
- c. Rear axle ratio to provide maximum road speed of 65 mph at GVWR while providing compatibility with manufacturer's recommendations for engine, transmission and other drive-train components.
- d. Suspension capacity not less than 31,000 lbs. at ground.
- e. Magnetic drain plug.
- f. Driveline – To be equipped with Spicer Lifeline Series Driveline to match torque requirements.

YES, MEETS ALL SPECIFICATIONS
 NO, DESCRIBE DEVIATIONS:

11. Brakes

- a. Full air brakes, S-Cam, Auto slack adjusters and anti-lock A.B.S.
- b. Front brake shoes shall be 16-1/2" x 6".
- c. Rear brake shoes shall be 16-1/2" x 7".
- d. Bendix BW750 Series 13.2 CFM.
- e. Heated DV2 Automatic Drain Valve.
- f. Air drier BWAD-IP or equal model.
- g. MGM Parking brake.
- h. Backing plate shields for brakes, front and rear.
- i. Brake Chambers installed to accommodate asphalt-paving machine.

YES, MEETS ALL SPECIFICATIONS
 NO, DESCRIBE DEVIATIONS:

12. Wheels and Tires

- a. Front – 385 65R22.5, Michelin “XZY-3” 18 ply front (Qty. 2)
- b. Rear – 12R22.5, Michelin “XZY-3” 16 ply rear (Qty 4)
- c. Hub piloted disc wheels, 10 stud – 22.5 x 8.25. (Qty 4) rear & front 12.25/DC (2 ea.)

YES, MEETS ALL SPECIFICATIONS

NO, DESCRIBE DEVIATIONS:

13. Miscellaneous Equipment

- a. Rear tow hooks mounted to frame, (1) pair
- b. Electronic 12-volt back-up alarm installed on drivers' side below left rear taillight/turn signal assembly below steel guard.
- c. O.E.M. Air Conditioning System with fresh air filter.
- d. O.E.M. AM/FM Radio installed with power point, code 08RGP & 08718
- e. Completely Z-Bart undercoating to cab, chassis and dump body.
- f. Line-X coated dump body, exterior, sides, and ends only.
- g. Furnish and install Phillips & Temro Model V-3000 dump body vibrator on right front understructure of dump body.
- h. Furnish and install ½" thick rubber mud flaps with anti-sail feature behind rear tires secured to dump body understructure.
- i. Furnish and install S hooks and chains to allow for stowage of flaps while dumping
- j. Furnish and install body raised warning light in cab.
- k. Furnish and install Donovan Model 7000 GL Tarp System. Furnish Black Mesh cover material.
- l. Furnish and install 381NPXD392 Pintle Hook on reinforcement structural steel channel rear of truck frame, per Fleet Directors direction.
- m. 4 wheel trailer connection for Straight Truck which includes hand control valve, service and emergency electrical lines plumbed to rear of truck frame ending at a junction block with quick coupler gland hands installed on rear of dump hoist frame.
- n. Furnish and install Preco 1040 back-up alarm. Furnish and install Preco SWM 43 actuating switch for body raised light.
- o. Furnish and install compound to protect both fenders and act as a gripping surface when tilting hood, furnish safety items, flares, triangle reflector kit. 5 lbs. fire extinguisher.
- p. Furnish and install two lift sockets, one on left and right front of body; lift sockets

constructed with 3" x 3" x 5" tubing ¼" wall thickness with braces.

- q. Furnish and install 1" diameter re-rod on rear vertical 7" side braces, each side, at a height of 64" from ground to centerline of re-rod.
- r. Furnish and install 2" wide x 6" height, rectangular steel tubing side boards, one each side, ¼" wall thickness, 12.2 lbs./ft.
- s. Two sets of Operators manual (s) and Operation instructions covering this equipment, all added auxiliary equipment and all other components included in these specifications that require testing, adjustments, replacement, and periodic preventive maintenance.
- t. One set of Service manual (s) covering this equipment, all added auxiliary equipment and all other components included in these specifications that may require testing, adjustment, part replacement, and periodic preventive maintenance, CD-Rom only. Circuit diagram & electrical system trouble shooting manuals – paper only.
- u. One set of Parts manual (s) covering this equipment, all added auxiliary equipment and all other components included in these specifications that may require part replacement, and periodic preventive maintenance, CD-Rom and paper type. Also Master Diagnostics software – ZTS4463-4 and IC3 Com interface cable ZTSE 4632.
- v. One set of all "Special Tools" for this equipment, all added auxiliary equipment and all other components included in these specifications that require periodic preventive maintenance. These special tools are defined as: Any tool, other than common hand tools and those already owned by the City of Novi, that are required to perform periodic preventive maintenance as described in the service manual (s) of the equipment, all added auxiliary equipment, and all other components included in these specifications. Coordination with the City of Novi, Motor Transport Division is required!
- w. Vendor must specify warranty coverage and location (s) of repairs of this equipment, all added auxiliary equipment and all other components that are included in these specifications that may be different than that of the general warranty coverage and/or extended coverage.

- x. All equipment as specified, manuals, and special tools must be delivered to the Motor Transport Division, 26300 Dewal, Novi, Michigan. No payment shall be made until our terms of this sales agreement have been met and are verified by the Motor Transport Division.

YES, MEETS ALL SPECIFICATIONS

NO, DESCRIBE DEVIATIONS:

14. Specifications for Dump Body

- a. Thiele Model 12 body. Recognized N.T.E.A. Dump Body properly matched with Thiele Model 1825 D.A. hoist, all dump body steel must be ASTM-A607 Grade 50 Composition. (NO SUBSTITUTIONS)

- b. Capacity to be 7 cubic yard water level capacity dump body with reinforced head sheet extending 32" above sides, reinforced (9 panel) tailgate extending 12" above sides, body to include side board pockets 12" height x 2" wide.
- c. Dimensions, inside body length 132", inside body width 7', sides to be 29" high, rear end 38" high.
- d. Sides to be 8 Ga. Hi-Tensile steel with five (5) full height intermediate vertical side braces. Braces to be minimum 7" x 4" tapered formed steel. Body sides to include 10" wide front and rear corner posts in addition to side braces.
- e. Running Boards to be not less than 8 Ga. Hi-Tensile continuous formed steel construction. Approximately 3" in depth and 5" in width – integrally built with sub-framing sides, intermediate vertical bracing and front and rear corner posts. Running boards to be sloped, self-draining and self-cleaning, built with continuity preventing accumulation of moisture or foreign materials.
- f. Tailgate to be fully boxed 8 Ga. Hi-Tensile steel construction with two (2) Dirt Shredder 5" wide full width intermediate horizontal braces and two (2) 5" wide full height vertical braces. Height not less than 12" above sides to conform with rear side pockets. All welds to be continuous. All hardware to be extra heavy-duty with upper and lower pins not less than 1" diameter. Tailgate to be double acting with two (2) pair of banjo eyes. Furnish (four) 48" spreader chain, #5201-10601 – 3/8" G-70 ISO chain, all air operated tailgate release and lock mechanism. Upper & lower spreader chain clips provided, nine (9) panel tailgate design.
- g. Headsheet to be not less than 8 Ga. Hi-Tensile steel with 2" radius floor to sides.
- h. Floor to be 1/4" Hi-Tensile steel with 2" radius floor to sides.
- i. Understructure to be not less than (10) 4" – 7.7 lb./ft. structural I-beam crossmembers fully welded and gusseted to (2) two 6" – 12.5 lb./ft. structural I-Beam longmembers.
- j. Body side top rails to be fully boxed – 2 1/2" wide x 5" height.
- k. Rear Bolster to be 6" in depth width and constructed of 8 Ga. Hi-Tensile steel.
- l. Furnish & install LED marker lights.
- m. Furnish 1/2 cab shield offset to clear tail pipe, 8GA hi-tensile steel, load bearing type.
- n. Painted IHC Code #2303Red (Cab & Dump Body)

YES, MEETS ALL SPECIFICATIONS
 NO, DESCRIBE DEVIATIONS:

15. Hoist – Extra Heavy Duty Underbody Style, Specifications

- a. Thiele Model 1825 (NO SUBSTITUTIONS).
- b. Hinge point located to provide clearance (no contact with chassis) for salt spreader at all dumping angles up to and including **55 degrees** or more, while providing weight distribution compatible with chassis, dump body and related

components.

- c. Hydraulic Hoist – designed for dump body to be furnished with minimum 12” overhang, **dumping angle minimum 55 degrees** or more, and mounting height approximately 13”.
- d. Payload capacity not less than 46,000 lbs.
- e. Hydraulic Cylinder – not less than 8.5” inside diameter, 9-1/2” outside diameter, double acting with power up and down feature. Cylinder to be seamless steel precision honed construction with screw on, head design, 1026 DOM Cylinder tubing – 70,000 PSI, replaceable packing, bronze packing nut, urethane wipers, glass reinforced nylon bearing rings on piston.
- f. Piston Rod: hardened steel **2.75” minimum diameter**, precision fitted, removable seals, hard chrome plated.
- g. Steel lifting arms with full-width bearing crosshead and links with blocks bolted directly to dump body long sills. **Both the rocker assembly pivot shaft and the base cylinder trunnion shaft must be extended through the hoist frame and joined with heavy-duty truss tie bar to provide needed strength when body is elevated for salt spreading mode. NOTE: FRONT TELESCOPIC, SCISSOR OR ROLLER-COMBO TYPE HOISTS ARE NOT ACCEPTABLE.**
- h. Hoist frame – not less than 5” x 2” x 3/8” wall cold drawn structural minimum, b/b to match truck frame side rails and dump body long sills, integrally built with trunnion and adequate number of cross members to prevent frame from spreading under off-highway operating conditions with full payload.
- i. Hinges – minimum of two (2) weld-on hinges with **precision fitted hardened 3” diameter shaft** and zerk-type lubrication fittings.
- j. **Full width 3” O.D. cold rolled C1045 steel rear hinge shaft is supported by 4-1/2” O.D. cold drawn C1026 tubing (3/4” wall) and nested within the full depth of body understructure.**
- k. **Both the rocker assembly pivot shaft and the base cylinder trunnion shaft are extended through the hoist frame and joined with heavy-duty truss tie bar.**
- l. Lift links shall be fabricated from 2 7/8” cold drawn steel tubing, C1026.
- m. All shafts must be pinned to prevent “egg-shaping” of bearing surfaces.
- n. **Hoist must be supplied and installed by the factory authorized distributor or dealer for the City of Novi.**

YES, MEETS ALL SPECIFICATIONS
 NO, DESCRIBE DEVIATIONS:

**16. Specifications for Root model F-8900-DPR-12’ under-truck scraper
(No Substitution)**

- a. Hangerboard - minimum 10” X 30 lb. structural channel reinforced by 1/2” x 8”

- plate and 4" S&C 13.8# channel the entire length of hinge line, with a hardened, replaceable center pin bushing.
- b. Hinge Shaft - 2-1/2" O.D. x 96 linear inches minimum high carbon steel running the total length of the hangerboard (660 square inches of bearing surface area) with zerk fittings located along the hinge line for lubrication. The hinge system shall consist of two (2) 6" end hinges with greasable thrust bearing at each end of hinge shaft and one (1) 15" center hinge with six attaching bolts, all 3-1/4" O.D. x 2-9/16" I.D. The hangerboard cut-out for the center hinge bracket shall have beveled corner cuts and have a 3/8" x 1" reinforcing bar welded over the entire length of the bracket.
 - c. Moldboard - 1" thick x 20" wide x 12' long, heat treated carbon steel reinforced in the center with 2-1/2" x 2-1/2" x 1/2" angle 52" long. The bottom shall be offset to accommodate beveled cutting edges.
 - d. Actuation and shock assembly - moldboard to be actuated by two Root designed 3-1/2" I.D. x 10" stroke double acting cylinders with 2" nitrated piston rods and 3/8" ports & plumbing. Cylinders to be mounted horizontally on the scraper by 1" thick reinforced steel trunnion brackets. The cylinder shall be retained in the housing by means of a retaining ring consisting of 1/2" w x 1-1/2" long tubing secured to the shock housing with three 5/8" bolts. Trunnion bearings to be 2-3/4" O.D., 3/8" wall carbon steel bored to accept 2" trunnion pin.
 - e. Circle - 1" thick solid steel, notchless, 1 pc. design. The center pivot hole shall have a 5" I.D. replaceable bushing for center pin. The center pin is to have a 6" min. O.D. top, 5" O.D. shoulder, 1-1/4" O.D. stub shaft, grease zerk and bolt through hangerboard with three (3) 3/4" Gr. 8 attaching bolts. Circle clamps shall be 20.5" with 1" top plate. The lower plate shall be welded to hangerboard. The top plate and a polyethylene shim shall bolt to the lower plate with 3-1" Gr. 8 bolts with locknuts.
 - f. Power Reverse to be cab controlled with cushion valve relief, and shall be accomplished using two 4" bore by 14-1/2" stroke double acting cylinders with 1/2" ports working in tandem and providing positive hydraulic locking. The piston rods shall be nitrated CR steel 2" in diameter. The piston rod ends and the barrel ends of the cylinders shall be welded 2" thick greasable wear blocks. The hangerboard bosses shall be 3" O.D. tubing, solid welded top and bottom of the hangerboard. Both the anchor and live end pins shall be 2" in diameter and held in place by a 5/8" gr. 8 bolt with nut & washer.
 - g. Installation to include modification or relocation of exhaust parts, battery boxes, air tanks & dryers, etc. to achieve maximum height and allow for proper operation.
 - h. Hydraulic power is to be provided by a central hydraulic system (specified elsewhere) with proper pressure and flow requirements for proper and satisfactory operation.
 - i. Under body scraper must be installed by a **Root factory authorized dealer or distributor for the City of Novi, Michigan** and to include modification or relocation of exhaust parts, battery boxes, air tanks and dryers, etc. to make for proper height of 20-1/2" to bottom of circle (the only exceptions to this are

if drive line, transmission, transfer case, etc. are too low). Hydraulic power to scraper is to be 1,500 psi maximum pressure for up and reverse functions and 500 psi for down pressure and approximately 10 GPM flow to provide for satisfactory and safe operation.

YES, MEETS ALL SPECIFICATIONS
 NO, DESCRIBE DEVIATIONS:

17. CENTRAL HYDRAULIC SYSTEM (No Substitution)

a. **HYDRAULIC PUMP & HOTSHIFT PTO: (Parker PGP330 / CHELSEA)** Pump shall be a heavy-duty bushing type positive displacement gear pump. Pump to be cast iron three-piece rebuildable Parker PGP330 series gear pump with a flow rate of 15.4 GPM at 1000 engine rpm. The pump shall be direct mounted to Chelsea hot-shift PTO. The PTO shall run at 100-110% of the engine RPM. The pump shall have a 7/8" 13 tooth spline shaft. The pump shall have a minimum of 2.0" I.D. SAE 100-R4 suction. Pump inlet shall be supplied with SAE #20. Outlet of pump shall have a SAE #16 port..

b. **SHUT DOWN SYSTEM:** The hot-shift PTO shall be wired to an in-tank mounted float type level indicator rated at 3-amps and mounted from top of reservoir. System shall be designed so when float contacts close, the PTO will be disengaged and enunciator in the cab alerts the operator. There shall be a low oil control panel mounted in the cab that will have a low oil override switch to de-energize the shutdown system to facilitate diagnostics and equipment storage.

c. **RESERVOIR / VALVE ENCLOSURE:**

- The hydraulic reservoir will be of 35 gallons nominal capacity.
- The hydraulic reservoir will be constructed of 10-gauge steel and be internally baffled.
- Mounting bracket is to be designed and supplied by the reservoir supplier.
- Mounting system should allow for a 1" frame clearance for frame obstructions.
- Shall be mounted in a manner as to not transmit any truck torsional loads thru the tank.
- The enclosure will use a gasket-less passive technology. (No rubber seals, gaskets, or weather stripping.)
- The enclosure lid will be removable within seconds by one person without the use of tools.
- All valve fittings, hose ends, filter, filler breather, sending units and any electrical connections are to be protected by enclosure cover.

- The reservoir supplier will provide all valve fittings (JIC connections) and plumb the return line from the valve to the filter.
 - The cover will protect from both road and pressure washer spray.
 - The use of bulkhead fittings is not permitted.
 - The directional control valve must be easily accessible from all (6) sides without the use of tools.
 - Hose exit and entrance must allow for components to be mounted adjacent to the enclosure.
 - A 2" full flow brass ball valve shall be plumbed at the suction port of the tank.
 - A level/temp sending unit shall be mounted in the reservoir.
- d. The valve/tank assembly shall be a Force America model "VT35 Valve/Tank Assembly" or prior approved equal.
- e. **FILTER: (Tank mount filter)**
Hydraulic oil filter shall be mounted in the reservoir. Hydraulic filter shall be a 16-micron absolute and rated for no less than 60 GPM. Filter shall be model TEF31016VG16SP-UG60E115 or prior approved equal and include visual and electrical bypass indicators. A warning light shall be mounted in the cab and wired to the electrical indicator.
- f. **CONTROL VALVE: (ADD-A-STACK)**
Control valve shall be U.S. manufactured. Valve shall be a load sensing type with o-ring ports.
Mid-inlet section porting will be #16 inlet, #20 outlet, #16 hoist section, #4 load sense port, and #10 or #12 for all other sections. The hoist section shall be stacked to one side of the mid-inlet and all other sections will be stacked on the other side. All ports shall be level with each other so as to lay flat on its base. There will be a main relief in the mid-inlet section that will be set at 2000 PSI to protect the system from being over pressurized.

Valve section to be arranged as follows:

1. Hoist, 4-way for a double acting cylinder with down side work port relief set at 500 and flow control.
2. Under body lift, 4-way for a double acting cylinder with an adjustable down side work port relief set at 500 PSI with flow control.
3. Under body swing, 4-way for a double acting cylinder with flow control.
4. Sander Auger, 12 volt EPC cartridge with 5 GPM spool, built in pressure compensator and 7/16-20 UNF screw style manual over-ride with weather pack connectors.
5. Sander Spinner, 12 volt EPC cartridge with 5 GPM spool, built in pressure compensator and 7/16-20 UNF screw style manual over-ride with weather pack connectors.
6. Liquid Prewet, 12 volt EPC cartridge with 5 GPM spool, built in pressure compensator and 7/16-20 UNF screw style manual over-ride with weather pack connectors.
7. Valve shall be Force America Add-A-Stack® valve or prior approved

equal.

g. **VALVE CONTROLS: (Air Controls)**

The valve controls shall be a feathering remote air control with air shift actuators for valve. The hoist control shall be a single axis control with lock in the center position to prevent accidental actuation. The plow and scraper controls shall be multiple single axis controls stacked together in a swivel pedestal that will allow for either driver or wing man operation. There shall be two spacer blocks between the hoist joystick and bank of plow and scraper joysticks. There shall be a Pressure Protection Valve to protect against loss of pressure in the primary system caused by a broken line or an air leak somewhere in the auxiliary system. There shall also be a FLR (filter, lubricator, and regulator) plumbed into the auxiliary air system to protect the air controls from contamination and being over pressurized. All the air tubing will be color coded to identify each individual hydraulic function.

h. **HYDRAULIC LINES AND PLUMBING:**

All hydraulic lines and plumbing shall be of sufficient capacity so as not to create heat or turbulence within hydraulic system. Suction line between reservoir and pump shall be a minimum of 2 in. I.D. with a minimum SAE 100-R4 rating and shall be secured on both ends via heavy duty banding straps, radiator hose clamps unacceptable. All pressure hoses, including signal sense to pump shall have swivel fittings on both ends and have a minimum SAE 100-R2 rating. Return lines and case drain shall have minimum SAE 100-R1 rating.

Hoses shall not be routed near exhaust manifolds pipes, bolts, sharp edges, and exhaust system to prevent wear, fatigue, or fire. **Pipe fittings** are not acceptable in any high-pressure line. Maximum distance between support clamps on all hydraulic lines shall be 24 in.

i. **SPREADER CONTROL CONSOLE: (SSC-2500)**

The electronic spreader control shall be designed for precise Open Loop control of granular material and pre-wet application. The spreader control shall regulate the auger and spinner speeds as well as pre-wetting liquid. There shall be three individual detented knobs providing proportional control from closed to fully open on the control valve of the auger, spinner and liquid. Front face panel shall have "standby" indicator light activated by pushing the auger dial, blast mode adjustable for momentary or timed up to 16 seconds with cancellation and flashing indicator light. Other features shall include remote standby and blast inputs, adjustable back lighting via vehicle controls. The unit must be protected from reverse polarity, as well as be over-voltage protected by using a five-amp reset circuit breaker. All circuit boards to be conformal coated. The unit must provide operational modes for manual or open loop (ground speed only). The liquid control will have a separate power switch with indicator lights. In addition, the liquid unit will have an optional blast as well as a low pressure, high pressure and low liquid warning indicators. The liquid control will operate hydraulic, electric, or gravity pre-wet systems.

Spreader controls shall be Force America model SSC-2500 or prior approved equal.

j. **HYDRAULIC OPEN LOOP CS-HOL: (LDS-CS120-HOL-0-SS)**

a. **General**

The open loop hydraulic liquid dispensing system is designed for use with a ground speed orientation controller (like a SSC2500) to control rate of application of deicing solution directly on material spread by an under tailgate type spreader. The system calibration is accomplished through a (PWM) type controller. The system is compatible with a variety of deicing solutions including, but not limited to, the following sodium chloride, calcium chloride, magnesium chloride, potassium acetate, and CMA. The system comes complete with a liquid spray pump, sprayer tank & mounting straps, discharge nozzles, plumbing and hardware. The Pump, and motor are to be mounted in a **stainless steel enclosure** that is 17" wide x 13" high x 6" deep. The lid of the enclosure is to be held on by rubber straps and also have a handle on it.

b. **Liquid Pump: 11 GPM Bronze Pump**

Pump shall be constructed of a **bronze** corrosion resistant casting with special cast bronze gears. The pump will have 1/2" npt ports with self lubricating carbon bearings, and be capable of producing 11 gpm @ 1800 rpm. The hydraulic motor will require a 5-gpm flow max @ 1500 psi. Pump and motor shall be connected with **one piece flex coupling**, coupling shall be protected with stainless steel guard/flow meter mount, entire assembly shall be attached to a stainless steel plate.

k. **Liquid Tank & Frame:**

The system uses one 120 gallon polyethylene rotationally molded tank, which is U.V. protected with a minimum of specific gravity rating of 1.9 and weight of approximately 97 lbs.. Tank dimensions are 42"H x 12"W x 68.5"L. The tank is mounted on a vehicle's frame between the cab and the dump body and used in conjunction with a under-tailgate or V-box spreader. Two 5 inch vented spin-on lid with a closed cell neoprene foam gasket, a 1-1/2 inch quick fill port with a male cam lock and dust cap, a 3/4 inch suction port, and a 3/4 inch bypass port. Tank is equipped with a positive ventilation device, which is splash proof. All tank ports are replaceable polypropylene bulkhead adapter not spin-welds. The tank is to come with a 12 gauge stainless steel frame. The frame is made to bolt directly to the chassis. The frame is to have four lifting points and a cut out to view the liquid level the whole length of the tank.

l. **Plumbing and Hardware:**

The system includes a 1-1/2 inch polypropylene quick fill port with shut-off ball valve and integral cam locks. The pump inlet plumbing features a ball valve and a **Y-strainer with serviceable screen filter cartridge**. The bypass plumbing features a 3/4 inch polypropylene bypass valve with **adjustable**

pressure relief valve with pressure gauge. All hose, which is supplied, is nylon reinforced PVC hose with a working pressure of not less than 200 psi with max temperature rating of 100°F. All fasteners will be 316 stainless steel.

m. **Discharge Nozzles:**

The system uses two spray nozzles to apply solution on material being discharged to the spinner. The brass spray nozzles bodies offer a reliable and rugged mounting for the brass spray tips. The brass spray tips offer a fan pattern that gives an even disbursement of the chemical to the granular surface. The nozzle plumbing comes with an in line check valve to prevent the siphoning.

YES, MEETS ALL SPECIFICATIONS
 NO, DESCRIBE DEVIATIONS:

18. BODY COATING (No Substitutions)

Complete dump body exterior shall be coated with Pollard 100SXP two (2) component spray-in place flexible 100% solids thermoplastic (TPU) polyurethane/polyurea material. Surface shall be a texturized finish, colored to match cab, applied with a heated 120 degrees to 140 degrees (*minimum*) @ 1,500 PSI spray system (cold spray methods are not acceptable), with the following minimum physical properties @ 75 degrees F. Rhino Lining Not Acceptable. (No Substitute)

<u>ASTM-Test Method</u>	<u>Value</u>
Density (PCF) D-1622	70
Hardness (Shore "D") D-2240	45
Abrasion resistance (Taber) D-4060	.10% per 1,000 cycles
Tensile Strength (PSI) D-2370	1800
Elongation (%) D-2370	115
Tear Resistance (PLI) D-1004	304
Color	Red

YES, MEETS ALL SPECIFICATIONS
 NO, DESCRIBE DEVIATIONS:

19. SNOW PLOW SPECIFICATIONS, Root model TPR-PR-12' (NO SUBSTITIONS)

- a. Moldboard (tapered): 13' long on top, 52" height at rear, 30" height at nose, 9'10" width of cut at 35 degrees, seven (7) 1/2" x 3" vertical ribs, 4" x 4" x 3/4" moldboard bottom angle, 3" x 3" x 3/8" top moldboard stiffener, moldboard thickness to be 10 gauge, 1/2" x 6" x 12' high carbon steel cutting edge with SHS punching. Adjustable caster assemblies with skid shoes to be mounted on the plow. A rubber snow shield to be mounted across the top of the plow.
- b. Plate semi-circle: 4" square x 1/2" wall tube front drive frame member welded to a 1/2" plate. The drive frame member shall be 87-1/2" long and have 6-1/2" inner ears and 2-3/4" outer hinge ears. The semi-circle shall consist of a 1/2" x 64" flame cut main plate welded to the front drive frame tube, with 3-1/2" x 3-1/2" x 1/2" stop angles to be gusseted with 1/2" x 3-1/2" bars.
- c. Hitch to be Root 34" quick detachable (Husting type). Truck half is to be welded to a 10" x 20# channel bumper, have top & bottom bracing with bumper & bracing all being bolted to frame – Not welded. The bumper ends are to be flared back just enough to assure clearance of plow when fully reversed.

Installation is to include being able to remove front pump, use front tow hooks, etc. Any modifications to hood or grill for clearance of hitch must meet approval of City personnel.

- d. Plow lift is to be 12-15" actuated by a 3" double acting lift cylinder.
- e. Power angling to be twin three (3) inch cylinders with a cushion relief valve.
- f. Hydraulic power is not included in this specification. A central hydraulic system should supply approx. flow of 6 GPM with a maximum pressure of 1500 psi.
- g. Note: For best installation of above hitch, cab & chassis should be ordered with minimum 18-24" integral frame extension.

YES, MEETS ALL SPECIFICATIONS
 NO, DESCRIBE DEVIATIONS:

20. Spreader

- a. Specifications for a Swenson model SBG-6S #304 spreader (**No Substitutions**)
- b. General: This under-tailgate spreader shall be of the bottom opening design. The entire unit will rigidly mount to the sides of the dump body and below the floor level of the dump box with single pin quick detachable hardware. This mounting shall allow the dumping of materials without interference from the spreader. The overall spreader width shall not be over

- 96". This unit will spread free flowing granular materials, abrasives and chemicals and be factory adapted to accept automatic control systems. The auger feed rate and spinner speeds shall be independently variable.
- c. HOPPER: Rigid 7 gauge 304 stainless steel one piece end plates shall be continuously welded to a 10 gauge 304 stainless steel auger trough. The unit will have a 10 gauge 304 stainless steel three point hinged bottom that, when released, exposes the entire length of the auger for easy cleanout. This hinged bottom shall be held in place by two heavy duty cam locks with a lift handle for convenient one man operations. The anti-flow cover over the discharge opening is to be 10 gauge steel construction and removable without the use of tools. The 10 gauge 304 stainless steel cover/back plate will be a one piece hinged integral part of the unit that may be raised when spreading and lowered when dumping. This cover shall be locked in the raised position by two (2) simple captivated latches. The tailgate shields are to be part of the spreader hopper constructed of stainless steel.
 - d. FEED MECHANISM: Single 6" auger shall consist of 2" ERW (electrically resistance welded) pipe size tube and 3/8" x 2" HR mild steel bar stock flitting. This auger shall have continuous flitting to the discharge port for more uniform dump body emptying and shall be supported by 1-1/4" steel shaft ends. The auger shafts will be supported in sealed, self-aligning precision single row radial bearings with grease fittings. The bearings shall attach to removable 1/4" end plates. The discharge port shall be located at the extreme left end of the trough.
 - e. SPINNER: The spinner shall consist of a disc and six (6) vanes formed into a single unit from polyurethane, resulting in a flat trajectory and a uniform spreading pattern from four (4) to forty (40) feet. The spinner assembly shall be adjustable allowing for variable spreading patterns left, center or right. This will be accomplished by sliding the hinged frame sideways on the shaft so that the point at which the material hits the spinner disc is varied. The entire spinner assembly shall be easily removed by pulling two (2) pins and uncoupling two (2) hydraulic "quick disconnect" hoses. The spinner speed and the auger feed rate shall both be variable through the optional dual flow or servo valve systems. The 18" diameter polyurethane spinner disc will be mounted directly on to the hydraulic motor shaft by means of a cast iron spinner hub. The spinner assembly will be linked to the truck frame with a universally mounted parallel arm to keep the spinner horizontal to the road at all dump box angles. A spinner shield shall be provided to prevent material from striking the truck.
 - f. POWER TRAIN: There shall be two separate hydraulic "orbital type" motors capable of delivering high torque at low speeds to power both the spinner and the auger. Power shall be transmitted from the motor into a 5:1 reduction gearbox. This gearbox shall mount directly onto the auger pipe by a non-corrosive sleeve with a 1/2" grade 5 bolt. The gearbox will have a right-hand rotation with a bronze worm gear drive. The gearbox is driven by a hydraulic orbital type motor. The independent spinner motor shall mount directly to the spinner disc. eliminating any power loss by transmission.

The spinner speeds and auger feed rate are both variable.

- g. PAINTING: All stainless steel is not to be painted. The remaining carbon steel parts, bearings and motors, etc. are to be cleaned, primed and painted gray.

MOUNTING: This spreader shall fasten to the side of the dump body using quick disconnect pins for quick mounting and removal of spreader without use of special tools.

- h. There shall be a spreader work light mounted at the rear for operation of the spreader, and have the switch mounted in the cab.
- i. Hydraulic power and components such as pump, tank, control valve, hoses, couplers, etc. are not to be included in this specification. They are to be provided by a central hydraulic system.

YES, MEETS ALL SPECIFICATIONS

NO, DESCRIBE DEVIATIONS:

21. Exceptions Disclosure. Must be supplied with your bid proposal

YES, our bid meets or exceeds all specifications described here in.

NO, our bid does not meet all specifications described here in. The deviations are as follows. State page and paragraph while describing deviations.

22. Local Service Support

- A. The successful truck bidder and truck equipment supplier must have factory trained service personnel and stocked repair parts at a factory authorized service center located no more than twenty-five (25) miles from the City of Novi Motor Transportation garage. This stipulation is required to insure a quick turn-around of a truck that requires repair so that down time will be greatly shortened. This also will reduce the time spent by City of Novi personnel in delivery and pick up of truck in need of repair.

State name of truck equipment supplier: C. F. Pollard Co.

Address: 13575 Auburn

City, State: Detroit, Mich. 48223

Product brochure to be submitted with bid.

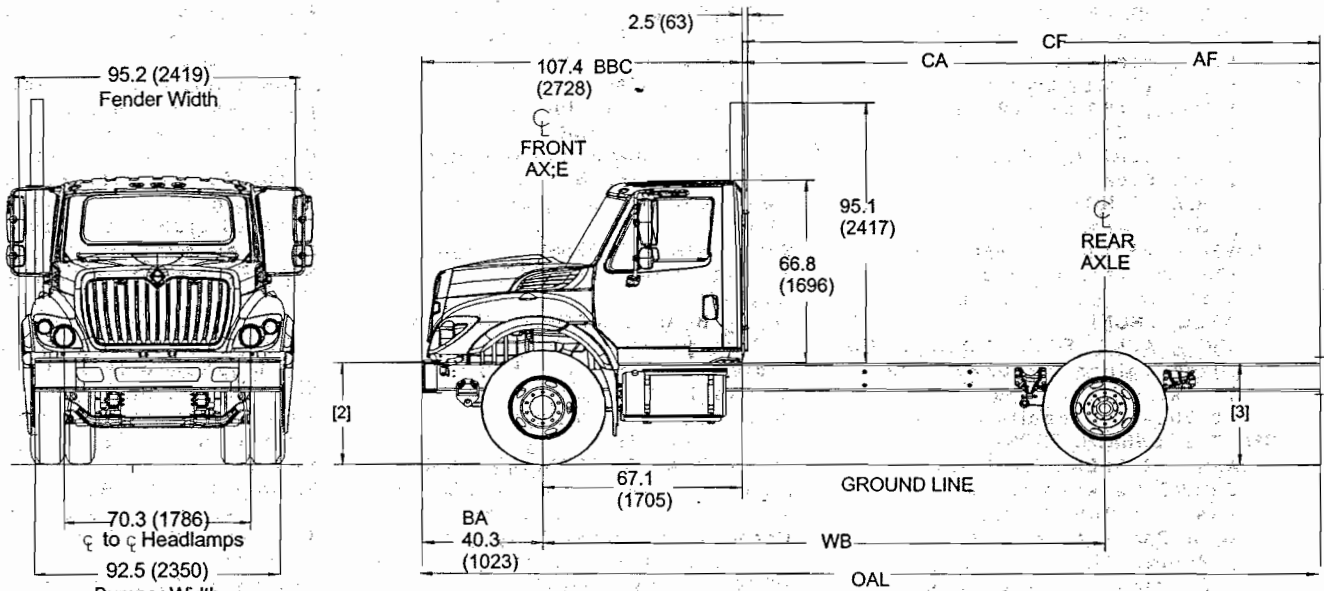
WorkStar™ Series (MD) STANDARD CHASSIS SPECIFICATIONS

SPECIFICATIONS

7400 SBA 4x2
MODEL CODE: SA62500

Rating		Standard (lbs.)	Maximum (lbs.)
GAW	front	10,000	20,000
	rear	17,000	30,000
GVW	total	27,000	50,000
GCW	total	50,000	66,000

NOTE: Model Code and Wheelbase Must Be Specified on Order.



73_74_7500_front_rear_4x2_6x4_#2

73_74_7500_side_4x2_sba

Wheelbase (in.)	Chassis Weight (lbs.) **			Dimensions (in.)				Turning Radius	
	Front	Rear	Total	CA	CF	AF	OAL	To Curb	w/Bumper Clearance
128	6,620	3,410	10,030	61	100	39	207	19 ft. 2 in.	20 ft. 10 in.
*140	6,637	3,427	10,064	73	112	39	219	20 ft. 8 in.	22 ft. 4 in.
152	6,633	3,577	10,210	85	148	63	255	22 ft. 2 in.	23 ft. 10 in.
169	6,660	3,599	10,259	102	165	63	272	24 ft. 3 in.	25 ft. 11 in.
175	6,670	3,606	10,276	108	171	63	278	25 ft. 0 in.	26 ft. 8 in.
187	6,684	3,427	10,367	120	195	75	302	26 ft. 6 in.	28 ft. 2 in.
205	6,714	3,705	10,419	138	213	75	320	28 ft. 10 in.	30 ft. 6 in.
217	6,703	3,852	10,555	150	246	96	353	30 ft. 4 in.	32 ft. 0 in.
236	6,737	3,873	10,610	169	265	96	372	32 ft. 8 in.	34 ft. 6 in.
254	6,776	3,907	10,683	187	283	96	390	34 ft. 11 in.	36 ft. 8 in.

NOTE: Chart data based on vehicle with standard equipment. Artwork may show some optional equipment.

* Dimension data and optional add-on weights for this model are based on the 140" wheelbase.

** Weight includes standard chassis, standard tires, oil and water, but less fuel.

[2] Frame Height at centerline of front axle: unloaded – 37.9", loaded – 35.5"

[3] Frame Height at centerline of rear axle: unloaded – 40.3", loaded – 36.3"

NOTE: Due to internal spring friction and manufacturing tolerances, these values may vary up to 0.5 inches. To achieve these nominal values directly after loading or unloading a vehicle, it may be necessary to drive the vehicle for a short period.

C.E. POLLARD CO.



HYDRAULIC • AIR • INDUSTRIAL
TRUCK & TRAILER EQUIPMENT

13575 AUBURN • DETROIT, MICH. 48223
(313) 837-6776 FAX (313) 837-5374
FED ID # 38-1804492 DUNS #00-532-7028
E-MAIL: cep1934@aol.com
www.pollardperformance.com

QUOTATION

DATE	NUMBER
------	--------

8/10/2007

NAME/ADDRESS

TERMS	FOB	PROJECT
Net 30 Days	Origin	See Below

ITEM	DESCRIPTION	QTY	RATE	TOTAL
<p>City of Novi – 4 x 2 S.B.A. Dump Truck</p> <p>Thiele Model 12 Dump Body Thiele Model 1825 Hydraulic Hoist Thiele ½ type cab shield Root Model F-8900-DPP-12' Under Truck Scraper Central Hydraulic system as specified – Item #17, page 18- page 22 Pollard 100SXP Body Coating Root Model TPR-PR-12' snowplow Swenson Model SBG-6S #304 salt spreader</p> <p>(Continued on page 2)</p>				
<p>QUOTATION DISCLOSURE:</p> <p>All shipments will be made sight draft B/L attached, or C.O.D. unless customer has established credit with us. Delivery subject to all conditions and causes beyond our control, and the Company is not liable for loss due to delay in any event. Prices subject to prices prevailing on date of billing. Our responsibility ends when we have received receipt from common carrier of material in acceptable condition. Claim for damage in transit is to be filed by you against transportation agency. Orders accepted and in process are not subject to cancellation without our consent.</p> <p>Accepted: C.E. POLLARD CO. By: <i>[Signature]</i></p>				
			<p>Total Continued –</p>	

C.E. POLLARD CO.



HYDRAULIC • AIR • INDUSTRIAL
TRUCK & TRAILER EQUIPMENT

13575 AUBURN • DETROIT, MICH. 48223
(313) 837-6776 FAX (313) 837-5374
FED ID # 38-1804492 DUNS #00-532-7028
E-MAIL: cep1934@aol.com
www.pollardperformance.com

QUOTATION

DATE	NUMBER
------	--------

8/10/2007

NAME/ADDRESS

TERMS	FOB	PROJECT
Net 30 Days	Origin	See Below

ITEM	DESCRIPTION	QTY	RATE	TOTAL
------	-------------	-----	------	-------

Special Provisions

The quoted price is good only if there is clearance for installation of the underbody scraper, hydraulic valve/tank combination on the side of truck frame under the body passenger side, back-of-cab pre-wet tank, and an 82 gallon fuel tank on the side of truck frame under the body driver's side. With the new emissions of the exhaust systems, we are not sure if the above items will be able to be installed properly, or if there is even room for installation of them.

Note Also

1. For installation of the above equipment, trucks must have:
 - a. CA measurement approx. 114" for body & back of cab liquid tank.
 - b. Transmission adapter plate for PTO/pump mounting
 - c. Front integral frame extension, stationary grill.
 - d. Bucket seats in cab.
 - e. 24" ground clearance for installation of scraper.
 - f. Exhaust to be single vertical with heat guard.

QUOTATION DISCLOSURE:

All shipments will be made sight draft B/L attached, or C.O.D. unless customer has established credit with us. Delivery subject to all conditions and causes beyond our control, and the Company is not liable for loss due to delay in any event. Prices subject to prices prevailing on date of billing. Our responsibility ends when we have received receipt from common carrier of material in acceptable condition. Claim for damage in transit is to be filed by you against transportation agency. Orders accepted and in process are not subject to cancellation without our consent.

Accepted: C.E. POLLARD CO

By

Total \$79,291.00



SERVICE CONTRACTS

1000, DuraStar™, WorkStar™, CityStar™, XT SERIES

7000 MD 4X2 STANDARD LIMITED WARRANTY

Items Covered	Months	Miles/Km (000)	Parts/Labor
Basic Vehicle Coverage			
Basic Vehicle Warranty (Feature 40010) <i>Refer to CTS-2002 for coverage details</i>	12	Unlimited	100%
Diamond SPEC™ Basic Warranty (Feature 40AAW) <i>Refer to CTS-2075 for coverage details</i>	24	Unlimited	100%
Components			
Cab/Cowl Perforation Corrosion	60	Unlimited	100%
Cab/Cowl Structure	60	Unlimited	100%
Frame Side Rails	84	Unlimited	100%
Drivetrain			
Eaton/Fuller 6206/6306 Transmission	24	Unlimited	100%
Spicer Axles & Propshaft, Eaton Clutch, TTC Transmission	24	Unlimited	100%
International® Engine			
Fire Trucks, Ambulances, Emergency Rescue Applications Only			
<i>DT466 or 530 or 570 Engine</i>	60	100 / 160	100%
<i>MaxxForce™ DT (466/530/570) Engines</i>	60	100 / 160	100%
Non-Rescue Applications			
<i>DT466 or 530 or 570 Engine</i>	36	150 / 240	100%
<i>MaxxForce™ DT (466/530/570) Engines</i>	36	150 / 240	100%

Note: All warranties are limited.

1000, DuraStar™, WorkStar™, CityStar™, XT SERIES SERVICE CONTRACTS

PLM-282

REVISION NO. 13

PAGE 45

PRICES EFFECTIVE January 8, 2007

SUBJECT TO CHANGE WITHOUT NOTICE.

All taxes extra, when applicable.

* Prices in Canadian Dollars for service contracts sold in Canada.

Printed in the United States of America



SERVICE CONTRACTS

1000, DuraStar™, WorkStar™, CityStar™, XT SERIES

7000 MD 4X2 - OPTIONAL SERVICE CONTRACTS

Items Covered	Months	Hours	Miles/Km (000)	Parts/ Labor	Price (\$US)	Price (CDN\$*)	Policy No.	Feature Code
Engine and Engine Electronics								
INCLUDING Injectors - MaxxForce DT (Form CTS-3406), continued...								
	84	1800	50 / 80	100%	1,712	2,460	N3104A	
	84	2700	75 / 120	100%	1,944	2,790	N3104B	
	84	3600	100 / 160	100%	2,262	3,250	N3104C	
	84	4500	125 / 200	100%	2,682	3,850	N3104D	
	84	5400	150 / 240	100%	3,176	4,560	N3104E	
	84	6300	175 / 280	100%	3,784	5,430	N3104F	
	84	7200	200 / 320	100%	4,466	6,410	N3104G	
	84	8100	225 / 360	100%	5,264	7,560	N3104H	
	84	9000	250 / 400	100%	6,162	8,850	N3104J	
	84	9900	275 / 440	100%	7,164	10,290	N3104K	
	84	10800	300 / 480	100%	8,280	11,900	N3104L	
	96	1800	50 / 80	100%	1,958	2,810	N3105A	
	96	2700	75 / 120	100%	2,262	3,250	N3105B	
	96	3600	100 / 160	100%	2,624	3,770	N3105C	
	96	4500	125 / 200	100%	3,074	4,410	N3105D	
	96	5400	150 / 240	100%	3,654	5,250	N3105E	
	96	6300	175 / 280	100%	4,336	6,230	N3105F	
	96	7200	200 / 320	100%	5,104	7,330	N3105G	
	96	8100	225 / 360	100%	5,988	8,600	N3105H	
	96	9000	250 / 400	100%	7,004	10,060	N3105J	
	96	9900	275 / 440	100%	8,120	11,670	N3105K	
	96	10800	300 / 480	100%	9,368	13,460	N3105L	

Note: All warranties are limited.

1000, DuraStar™, WorkStar™, CityStar™, XT SERIES SERVICE CONTRACTS

PLM-282

REVISION NO. 13

PAGE 58

PRICES EFFECTIVE January 8, 2007

SUBJECT TO CHANGE WITHOUT NOTICE.

All taxes extra, when applicable.

* Prices in Canadian Dollars for service contracts sold in Canada.

Printed in the United States of America

TERMS AND CONDITIONS OF ALLISON STANDARD WARRANTY AND EXTENDED TRANSMISSION COVERAGE

Effective July 1, 2006

STANDARD WARRANTY

All Allison automatic transmissions carry Standard Warranty based upon Vocational Model Series and vocations*. Standard Warranty includes 100% parts and labor for designated coverage period. Mileage limitations for specific Vocational Model Series and/or vocations may apply. See following charts for details as to coverage periods.

EXTENDED TRANSMISSION COVERAGE

In addition to Standard Warranty Coverage, Allison Transmissions are eligible for Extended Transmission Coverage. Extended Transmission Coverage is available for purchase through authorized Allison Distributors and Dealers and increases the coverage period to five years**. Coverage details are shown in the following charts. Extended Transmission Coverage begins at the end of the Standard Warranty coverage period.

COVERAGE REQUIREMENTS: Use of TrandSynd™ synthetic transmission fluid or TES-295*** fluid is required. Failure to use TranSynd or TES-295 fluid may result in no coverage for repairs beyond the Standard Warranty period. TranSynd or TES-295 fluid must be installed during the first fluid change or one month following the Extended Transmission Coverage registration, whichever occurs later.

COVERAGE PRICING

Suggested retail prices are established for each transmission vocational model/vocation combination.

The terms and conditions under which Allison Transmission offers Extended Transmission Coverage are set forth on the back of the Extended Transmission Coverage Agreement Registration, available from any authorized Allison Transmission Distributor or Dealer.

Pricing details are shown in the following charts. Prices and/or coverage are subject to change without notice. For current prices and coverage information, go to www.allisontransmission.com.

* See Warranty Parchment for exact coverage details.

** See page 5 for Motorhome Series coverage details.

*** Fluids which have been tested by independent testing laboratories as conforming to TES-295 specifications and results have been reviewed and approved by Allison Transmission Engineering Department.

NOTE: The Allison Advantage Program (AAP) pricing shown in the following charts refers to an Allison/OEM partner program entered into by OEMs and Allison Transmission in 2003.